




Club Health Assessment for District 16 N through March 2025

			Status	Membership							Reports					Finance		LCIF
Club Number	Club Name	Charter Date		Current Member Count	YTD Members Added	YTD Members Dropped	YTD Net Growth	YTD Net Growth%	Member Count 12 Months Ago	Avg. length of service for dropped members	Months Since Last MMR ***	Yrs. Since Last Officer Report	President Rotation	Vice President Reported ****	Months Since Last Activity Report ***	Account Balance	Donations for current Fiscal Year	
			Number of times on status quo within last two years	If below 15 members appears			If net loss is greater than 20% appears				If no report in 3 months appears in	When more than one year appears in	Number of repeat terms	Notes the officers that do not have an active	If no report at 12 months appears in red			
Clubs less than two years old																		
178034	Bayonne	08/29/2024	Active	28	38	10	28	100.00%	0	0	1			N	M,SC	N/R	\$340.00	
Clubs more than two years old																		
6861	BELVIDERE	06/02/1952	Active	37	4	2	2	5.71%	35	14	2		2	N		0	\$1,500.00	
Exc Award (06/30/2018)																		
6606	BERGENFIELD	03/31/1949	Active	22	0	0	0	0.00%	25		8		6	R	SC	21		
6863	BLOOMFIELD	10/29/1924	Active(1)	16	0	0	0	0.00%	16		5		10		M,VP,SC	24+	\$200.00	
150187	Camp Marcella Alumni	04/06/2022	Active(2)	12	0	0	0	0.00%	12		2		4		S,M,VP,SC	N/A	90+ Days	
6609	CARLSTADT EAST RUTHERFORD	01/07/1948	Active	10	0	0	0	0.00%	10		2		4		M,VP,SC	12		
6865	CEDAR GROVE	01/05/1956	Active	11	0	1	-1	-8.33%	12	2	2		8		M,VP,SC	N/R	\$200.00	
6869	CHESTER	11/24/1969	Active	42	1	3	-2	-4.55%	43	29	5			N	M,SC	12	\$1,500.00	
141585	Chester Lioness	05/26/2020	Active	32	7	8	-1	-3.03%	34	4	0				M,VP,SC	0	\$100.00	
6612	CLOSTER	05/26/1939	Active	20	2	0	2	11.11%	18		1		7	R	T,M	24+	\$100.00	
6614	DUMONT	03/22/1951	Active	10	1	0	1	11.11%	9		3		21		VP,SC	24+		
6620	FAIR LAWN	10/25/1950	Active	14	2	3	-1	-6.67%	15	34	0		3	R	M,VP,SC	3		
6624	FRANKLIN LAKES	04/20/1965	Active	45	4	5	-1	-2.17%	45	14	1			R	T,SC	24+		
6627	HACKENSACK	12/14/1927	Active	19	0	0	0	0.00%	18		10		3	R	M,SC	17	\$555.00	
67286	HARMONY TOWNSHIP	02/10/2003	Active	48	0	5	-5	-9.43%	53	10	1		3		T,M,VP,SC	N/R	90+ Days	
6628	HARRINGTON PARK	06/29/1953	Active	7	0	1	-1	-12.50%	8	46	7			N	M,SC	24+		
6629	HARRISON	07/25/1951	Active(2)	28	0	2	-2	-6.67%	30	32	3		2		M,VP,SC	24+	90+ Days	
Exc Award (06/30/2018)																		
6630	HASBROUCK HEIGHTS	03/19/1931	Active	29	2	0	2	7.41%	28		1		4		VP,SC	5		
6631	HAWTHORNE	05/07/1953	Active	30	1	2	-1	-3.23%	31	11	2		3		P,M,VP,SC	24+	90+ Days	
6634	JERSEY CITY HUDSON CITY	11/24/1953	Active	23	0	1	-1	-4.17%	24	3	8		3	R	VP,SC	2	\$600.00	
6635	KEARNY	11/19/1946	Active	9	0	0	0	0.00%	9		10		6	R	P,M,VP,SC	15		



Club Health Assessment for District 16 N through March 2025

Club Number	Club Name	Charter Date	Status	Membership							Reports					Finance	LCIF
				Current Member Count	YTD Members Added	YTD Members Dropped	YTD Net Growth	YTD Net Growth%	Member Count 12 Months Ago	Avg. length of service for dropped members	Months Since Last MMR ***	Yrs. Since Last Officer Report	President Rotation	Vice President Reported ****	Months Since Last Activity Report ***	Account Balance	Donations for current Fiscal Year
			Number of times on status quo within last two years	If below 15 members appears				If net loss is greater than 20% appears			If no report in 3 months appears in	When more than one year appears in	Number of repeat terms	Notes the officers that do not have appears in an active	If no report at 12 months red		
34742	KNOWLTON TOWNSHIP L C	12/12/1977	Active	31	2	2	0	0.00%	32	7	2		2	R	M,VP,SC	22	\$1,000.00
6886	LINCOLN PARK	03/28/1963	Active	17	0	0	0	0.00%	18		10		2	N	SC	24+	\$30.00
6888	LIVINGSTON	01/22/1946	Active(1)	35	2	8	-6	-14.63%	41	5	6		3	N	M,SC	14	
Exc Award (06/30/2021, 06/30/2022, 06/30/20																	
6642	MIDLAND PARK	01/17/1951	Active	7	0	2	-2	-22.22%	9	16	2		4		S,T,M,VP,SC	1	\$236.00
6877	MT OLIVE	12/01/1969	Active(1)	13	0	1	-1	-7.14%	16	2	3		2	R	P,M,VP,SC	24+	
6895	NEWARK	05/31/1921	Active	9	0	0	0	0.00%	9		2		7		M,VP,SC	24+	
38279	NEWARK BORINQUEN	04/28/1980	Active	10	1	1	0	0.00%	10	10	1		None		P,M,VP,SC	24+	
6653	ORADELL	06/12/1939	Active(1)	15	0	0	0	0.00%	15		12		None		P,S,M,VP,SC	24+	
153711	Parsippany	02/14/2023	Active	34	6	2	4	13.33%	30	2	1		3	N	M,SC	15	\$2,000.00
121896	Passaic County Community College (PCCC)	04/16/2014	Active	30	18	7	11	57.89%	18	2	0		2	N	M,SC	8	\$336.00
6656	PASSAIC-CLIFTON	12/29/1921	Active	18	3	2	1	5.88%	16	8	5		22	R		9	\$1,430.00
Exc Award (06/30/2020, 06/30/2022, 06/30/20																	
42387	PATERSON SIMON BOLIVAR	03/25/1983	Active(2)	28	1	2	-1	-3.45%	29	12	0		8		M,VP,SC	19	
6661	RIDGEFIELD	05/29/1951	Active	6	0	0	0	0.00%	6		9		10		P,T,M,VP,SC	24+	
6664	RIVER EDGE	08/27/1951	Active	15	7	3	4	36.36%	11	17	1		2		M,VP,SC	20	\$110.00
6666	RUTHERFORD	03/08/1922	Active	29	3	2	1	3.57%	30	7	2			N	SC	15	\$25.00
Exc Award (06/30/2022)																	
46698	SADDLE BROOK MAIN	12/11/1986	Active	16	0	3	-3	-15.79%	23	14	3		2		M,VP,SC	13	\$25.00
6668	SADDLE RIVER VALLEY	12/03/1957	Active	36	0	0	0	0.00%	38		9		2	R	SC	24+	
35341	SOUTH ORANGE	04/17/1978	Active(1)	18	0	0	0	0.00%	18		2		2		M,VP,SC	15	\$500.00
Exc Award (06/30/2018)																	
6672	TENAFLY	05/19/1939	Active(1)	5	0	0	0	0.00%	5		2		6		M,VP,SC	N/R	
51823	UNION CITY ECUATORIANOS	06/06/1991	Active(2)	4	0	0	0	0.00%	4		15		8	R	M,SC	24+	
6924	VERONA	03/30/1951	Active	34	5	5	0	0.00%	34	8	1			N	P,M,SC	17	\$500.00
6676	WALDWICK	06/08/1955	Active	32	0	1	-1	-3.03%	32	6	7			N	M,SC	24+	



Club Health Assessment for District 16 N through March 2025

			Status	Membership							Reports					Finance		LCIF
Club Number	Club Name	Charter Date		Current Member Count	YTD Members Added	YTD Members Dropped	YTD Net Growth	YTD Net Growth%	Member Count 12 Months Ago	Avg. length of service for dropped members	Months Since Last MMR ***	Yrs. Since Last Officer Report	President Rotation	Vice President Reported ****	Months Since Last Activity Report ***	Account Balance	Donations for current Fiscal Year	
			Number of times on status quo within last two years	If below 15 members appears				If net loss is greater than 20% appears			If no report in 3 months appears in	When more than one year appears in	Number of repeat terms	Notes the officers that do not have an active	If no report at 12 months appears in red			
6677	WALLINGTON	05/08/1952	Active	16	0	0	0	0.00%	16		2		3	M,VP,SC	24+		\$750.00	
6679	WAYNE TOWNSHIP	07/12/1960	Active	28	2	4	-2	-6.67%	30	30	0			N	M,SC	24		
6680	WEST MILFORD TOWNSHIP	10/24/1956	Active	20	2	3	-1	-4.76%	21	1	4			N	SC	4	\$1,180.00	
36691	WEST NY LEONES CUB DE HUDSON Exc Award (06/30/2022)	03/23/1979	Active	80	1	6	-5	-5.88%	93	20	0				M,VP,SC	0		
6928	WEST ORANGE	03/18/1953	Active(1)	5	0	0	0	0.00%	5		13		8	P,S,T,M,VP SC	24+			
6682	WOOD RIDGE	06/23/1939	Active	59	6	0	6	11.32%	54		1			N	M,SC	9	\$1,580.00	
6683	WYCKOFF	02/07/1951	Active	14	0	0	0	0.00%	14		18	1	None	P,S,T,M,VP SC	24+	90+ Days	\$140.00	

Clubs Cancelled Previous Fiscal Year – Clubs Cancelled within last 12 months may be reinstated

Club Number	Club Name	Charter Date	Current Status*	Cancellation Date
6619	ENGLEWOOD CLIFFS	10/15/1952	Cancelled(6*)	06/29/2024
6921	FRANKLIN TOWNSHIP-WARREN	12/19/1963	Cancelled(6*)	07/29/2023
6862	NORTH WARREN	10/22/1956	Cancelled(6*)	02/29/2024
6915	ROCKAWAY TOWNSHIP	03/31/1952	Cancelled(8*)	06/29/2024

Current Total Clubs Count	YTD New Clubs Count	YTD Cancelled Clubs Count	YTD Net Club Gain	Current Total Members Count	YTD Add	YTD Drop	YTD Net Growth	YTD Net Growth %	Member Count 12 Months Ago	Average Member Count Per Club	% of Clubs with less than 20 members	% No MMR in 3 Months	% No Officer Report in 12 Months	% of Clubs with balance 90+ days	Number of Clubs in Status Quo	% Status Quo Clubs in Financial Suspension	Number of Cancelled Clubs	Average Cancelled Club Age	Members Lost Due to Cancellation	% of Clubs Cancelled for Non-Financial Reasons
50	1	0	1	1,156	121	97	24	2.12%	1,152	23	50%	44%	2%	14%	0	0%	0	0	0	0%

* - P - Priority Club. Cancellation Reasons: 1-Objectives/conduct, 2-Non-active club, 5-Non-existing club, 6-Disbanding, 7-Merger, 8-Financial Suspension, 9-District/Multiple District Dues.

** - Abbreviation: P-President, S-Secretary, T-Treasurer, M-Member Chairperson, VP-First Vice President, MC-Communications Chairperson, SC-Service Chairperson

*** - Abbreviation: N/R - Never reported using the Lions Clubs website, N/A - Not applicable, No password registered for the Lions Clubs website.

**** - Abbreviation: N - New, IP - Immediate Past, R - Repeat.



Club Health Assessment for District 16 J through March 2025

			Status	Membership							Reports					Finance		LCIF
Club Number	Club Name	Charter Date		Current Member Count	YTD Members Added	YTD Members Dropped	YTD Net Growth	YTD Net Growth%	Member Count 12 Months Ago	Avg. length of service for dropped members	Months Since Last MMR ***	Yrs. Since Last Officer Report	President Rotation	Vice President Reported ****	Months Since Last Activity Report ***	Account Balance	Donations for current Fiscal Year	
			Number of times on status quo within last two years	If below 15 members appears					If net loss is greater than 20% appears			If no report in 3 months appears in	When more than one year appears in	Number of repeat terms	Notes the officers that do not have appears in an active	If no report at 12 months red		
Clubs less than two years old																		
178997	Atlantic Connections Cyber Leo	11/27/2024	Active	20	22	2	20	100.00%	0	7	2			N	3			
157119	Plainsboro Township	02/09/2024	Active	18	8	16	-8	-30.77%	26	1	0			N	0			
Clubs more than two years old																		
6813	BERNARDS	05/22/1962	Active	10	0	0	0	0.00%	10		9		13	R	SC	N/R	90+ Days	
145084	Central Jersey Professionals & Entrepreneurs Exc Award (06/30/2021)	02/09/2021	Active(1)	5	0	3	-3	-37.50%	12	3	4		5		M,VP,SC	19	90+ Days	
6816	CRANBURY Exc Award (06/30/2021)	06/21/1932	Active	33	0	6	-6	-15.38%	38	13	0			R	SC	11	\$1,050.00	
6817	DUNELLEN	08/06/1936	Active	22	0	0	0	0.00%	22		21	1	None		P,S,T,M,VP SC	N/R	90+ Days	
137468	East Brunswick	02/15/2019	Active(1)	11	0	0	0	0.00%	11		8		2		M,VP,SC	N/R		
97443	EDISON METRO Exc Award (06/30/2018)	06/29/2006	Active	39	7	0	7	21.88%	40		3			R		24+		
107872	EDISON VISIONARY Exc Award (06/30/2016, 06/30/2018, 06/30/2020)	03/25/2010	Active	30	3	31	-28	-48.28%	30	1	2			N		7	90+ Days	
54412	ELIZABETH BORINQUEN Exc Award (06/30/2016, 06/30/2020)	04/30/1993	Active(1)	1	0	0	0	0.00%	1		2		None		P,S,T,M,VP SC	24+		
40415	ELIZABETH COLOMBIAN	10/28/1981	Active(2)	8	0	1	-1	-11.11%	9	14	3		7		S,T,M,VP,SC	24+		
6873	ELIZABETH CUBANOS	03/09/1973	Active	60	4	1	3	5.26%	60	20	0			N	M,SC	18	\$1,000.00	
36304	ELIZABETH PORTUGUESE Exc Award (06/30/2018)	12/07/1978	Active	71	5	0	5	7.58%	67		0			N	M,SC	3	\$2,000.00	
6820	FLEMINGTON	03/02/1939	Active(1)	21	0	0	0	0.00%	21		21	1	None		P,S,T,M,VP SC	24+	90+ Days	
6823	FRENCHTOWN	06/22/1936	Active	25	2	0	2	8.70%	23		5		4		M,VP,SC	9		
125113	Garden State Champions Lions Club Exc Award (06/30/2018)	06/19/2015	Active(1)	14	0	0	0	0.00%	14		19		9		VP,SC	24+		
6878	GARWOOD	03/26/1929	Active(2)	7	0	1	-1	-12.50%	8	4	7		2		S,T,M,VP,SC	24+		



Club Health Assessment for District 16 J through March 2025

Club Number	Club Name	Charter Date	Status	Membership							Reports					Finance	LCIF
				Current Member Count	YTD Members Added	YTD Members Dropped	YTD Net Growth	YTD Net Growth%	Member Count 12 Months Ago	Avg. length of service members	Months Since Last MMR ***	Yrs. Since Last Officer Report	President Rotation	Vice President Reported ****	Months Since Last Activity Report ***	Account Balance	Donations for current Fiscal Year
			Number of times on status quo within last two years	If below 15 members appears				If net loss is greater than 20% appears			If no report in 3 months appears in	When more than one year appears in	Number of repeat terms	Notes the officers that do not have an active	If no report at 12 months red		
6825	GREEN BROOK	03/13/1950	Active	29	1	2	-1	-3.33%	30	6	1		2	R	M,SC	24+	\$1,000.00
	Exc Award (06/30/2021)																
51021	HIGHLAND PARK PHIL AM	10/29/1990	Active	14	0	0	0	0.00%	14		8		2	N	M,VP,SC	3	\$150.00
6707	HIGHTSTOWN-EAST WINDSOR L C	10/27/1936	Active	12	0	1	-1	-7.69%	13	5	6		3	R	SC	23	\$1,085.00
6881	HILLSIDE	10/04/1951	Active	22	3	10	-7	-24.14%	29	15	0			N	M,SC	8	\$100.00
	Exc Award (06/30/2018, 06/30/2023)																
6708	HOPEWELL VALLEY	12/13/1950	Active	13	0	5	-5	-27.78%	18	15	3			N	SC	24+	\$100.00
138299	MCCC Visionary Campus	05/17/2019	Active(3)	1	0	0	0	0.00%	1		22	2	None		P,S,T,M,VP SC	N/R	
123126	Menlo Park	09/23/2014	Active	26	2	0	2	8.33%	28		1			N	SC	3	
	Exc Award (06/30/2020, 06/30/2021, 06/30/2022)																
6721	MERCERVILLE	09/16/1970	Active	18	0	0	0	0.00%	18		21		None		P,S,M,VP,SC	24+	
6833	METUCHEN	11/07/1946	Active	16	0	0	0	0.00%	15		9			N	SC	24+	\$600.00
140752	Middlesex Visionary	01/17/2020	Active	15	0	0	0	0.00%	15		27				S,M,VP,SC	24+	90+ Days
	Exc Award (06/30/2021)																
6834	MILFORD	10/06/1949	Active	24	0	0	0	0.00%	24		21		10	R	M,SC	24+	
	Exc Award (06/30/2018)																
6835	MILLTOWN	08/29/1928	Active	26	1	0	1	4.00%	25		8		4	R	M,SC	22	
6838	NEW BRUNSWICK	03/27/1921	Active(1)	9	0	0	0	0.00%	9		16	1	None		P,S,T,M,VP SC	24+	90+ Days
148581	New Jersey Artists	10/15/2021	Active	33	7	2	5	17.86%	23	5	0			N		9	
	Exc Award (06/30/2022)																
138030	New Jersey Fitness	04/29/2019	Cancelled(6*)	0	0	0	0	0.00%	10		8	2	None		P,S,T,M,VP SC	24+	
	Exc Award (06/30/2022)																
123709	New Jersey Multicultural Lions	12/15/2014	Active	33	1	0	1	3.13%	35		0			N	SC	0	\$605.00
141170	New Jersey Peruvian	06/02/2020	Active	16	0	6	-6	-27.27%	22	4	2			IP	M,SC	23	90+ Days
	Exc Award (06/30/2021)																
138090	New Jersey Renaissance	06/25/2019	Active(1)	2	0	0	0	0.00%	3		9		3		S,M,VP,SC	24+	\$1,000.00
6904	NEW PROVIDENCE	05/14/1969	Active	48	1	5	-4	-7.69%	52	15	1			N	SC	0	\$1,000.00



Club Health Assessment for District 16 J through March 2025

			Status	Membership							Reports					Finance		LCIF
Club Number	Club Name	Charter Date		Current Member Count	YTD Members Added	YTD Members Dropped	YTD Net Growth	YTD Net Growth%	Member Count 12 Months Ago	Avg. length of service for dropped members	Months Since Last MMR ***	Yrs. Since Last Officer Report	President Rotation	Vice President Reported ****	Months Since Last Activity Report ***	Account Balance	Donations for current Fiscal Year	
			Number of times on status quo within last two years	If below 15 members appears				If net loss is greater than 20% appears			If no report in 3 months appears in	When more than one year appears in	Number of repeat terms	Notes the officers that do not have an active	If no report at 12 months appears in red			
6840	NORTH PLAINFIELD	03/29/1949	Active	13	0	1	-1	-7.14%	15	18	8		14	M,VP,SC	24+		\$100.00	
6842	OLD BRIDGE	02/21/1958	Active(3)	3	0	0	0	0.00%	3		19	1	None	P,S,T,M,VP SC	24+			
125223	Old Bridge Visionary Lions Club	06/22/2015	Active	24	5	0	5	26.32%	19		0		R	M,SC	3	90+ Days		
Exc Award (06/30/2020, 06/30/2021)																		
132909	Princeton	01/09/2018	Active(1)	17	0	5	-5	-22.73%	26	4	0		2	R	M,SC	15	90+ Days	\$1,070.00
Exc Award (06/30/2019, 06/30/2021)																		
115787	RUTGERS VISIONARY CAMPUS	01/03/2012	Active(1)	1	0	0	0	0.00%	1		16	2	None	P,S,T,M,VP SC	24+			
6847	SAYREVILLE	07/07/1936	Active	38	1	1	0	0.00%	48	32	0		2	R		0	\$1,300.00	
Exc Award (06/30/2018, 06/30/2020, 06/30/2021)																		
6916	SCOTCH PLAINS	06/23/1949	Active	4	0	0	0	0.00%	5		9		2	VP,SC	N/R	90+ Days		
134096	SOMERSET FRANKLIN	04/05/2018	Active	18	3	1	2	12.50%	19	7	3		2	R	SC	3	\$180.00	
Exc Award (06/30/2021)																		
99746	SOMERVILLE METRO	06/26/2007	Active	36	6	2	4	12.50%	32	10	0			N	SC	1	\$1,755.00	
Exc Award (06/30/2018, 06/30/2022, 06/30/2023)																		
6850	SOUTH BRUNSWICK TOWNSHIP	01/28/1953	Active	16	3	2	1	6.67%	21	14	5			N	M,SC	8		
Exc Award (06/30/2020, 06/30/2022)																		
6851	SOUTH PLAINFIELD	05/09/1947	Active(1)	20	0	0	0	0.00%	20		21	1	None	P,S,T,M,VP SC	24+	90+ Days		
Exc Award (06/30/2018)																		
6852	SOUTH RIVER	07/06/1936	Active	26	1	1	0	0.00%	26	8	4		2	N	M,VP,SC	24+		
6918	SPRINGFIELD	10/16/1925	Active	37	3	4	-1	-2.63%	38	23	2			N	T,M,SC	22	\$500.00	
Exc Award (06/30/2018, 06/30/2023)																		
6919	SUMMIT	02/26/1926	Active	32	5	2	3	10.34%	29	2	0			N	SC	1	\$1,250.00	
Exc Award (06/30/2021, 06/30/2022, 06/30/2023)																		
6856	WARREN TOWNSHIP	11/22/1948	Active	92	5	12	-7	-7.07%	95	6	2			N	SC	8	\$1,000.00	
Exc Award (06/30/2016, 06/30/2018, 06/30/2020)																		
6857	WATCHUNG	09/13/1948	Active	8	0	0	0	0.00%	9		10			P,M,VP,SC	24+			
Exc Award (06/30/2018)																		



Club Health Assessment for District 16 J through March 2025

			Status	Membership							Reports					Finance	LCIF
Club Number	Club Name	Charter Date		Current Member Count	YTD Members Added	YTD Members Dropped	YTD Net Growth	YTD Net Growth%	Member Count 12 Months Ago	Avg. length of service for dropped members	Months Since Last MMR ***	Yrs. Since Last Officer Report	President Rotation	Vice President Reported ****	Months Since Last Activity Report ***	Account Balance	Donations for current Fiscal Year
			Number of times on status quo within last two years	If below 15 members appears				If net loss is greater than 20% appears			If no report in 3 months appears in	When more than one year appears in	Number of repeat terms	Notes the officers that do not have an active	If no report at 12 months appears in red		
153317	West Windsor Golden Exc Award (06/30/2023)	01/09/2023	Active	23	0	0	0	0.00%	28		9		3	R	N/R		
6745	WEST WINDSOR TOWNSHIP Exc Award (06/30/2017, 06/30/2018, 06/30/2020)	11/06/1952	Active	39	1	3	-2	-4.88%	49	11	0			R	3		\$7,828.00
6927	WESTFIELD	01/31/1924	Active	9	0	3	-3	-25.00%	12	40	3		9	R	SC 24+		\$100.00

Clubs Cancelled Previous Fiscal Year – Clubs Cancelled within last 12 months may be reinstated

Club Number	Club Name	Charter Date	Current Status*	Cancellation Date
99771	BRIDGEWATER	06/29/2007	Cancelled(6*)	06/29/2024
6887	LINDEN	05/23/1945	Cancelled(6*)	07/29/2023
64136	NEW JERSEY INDIAN	04/04/2001	Cancelled(6*)	06/29/2024
6843	PERTH AMBOY	04/20/1922	Cancelled(8*)	12/29/2023
6858	WOODBRIIDGE	04/02/1947	Cancelled(8*)	12/29/2023

Current Total Clubs Count	YTD New Clubs Count	YTD Cancelled Clubs Count	YTD Net Club Gain	Current Total Members Count	YTD Add	YTD Drop	YTD Net Growth	YTD Net Growth %	Member Count 12 Months Ago	Average Member Count Per Club	% of Clubs with less than 20 members	% No MMR in 3 Months	% No Officer Report in 12 Months	% of Clubs with balance 90+ days	Number of Clubs in Status Quo	% Status Quo Clubs in Financial Suspension	Number of Cancelled Clubs	Average Cancelled Club Age	Members Lost Due to Cancellation	% of Clubs Cancelled for Non-Financial Reasons
54	1	1	0	1,208	100	129	-29	-2.34%	1,271	22	50%	59%	13%	22%	0	0%	1	302	0	-100%

* - P - Priority Club. Cancellation Reasons: 1-Objectives/conduct, 2-Non-active club, 5-Non-existing club, 6-Disbanding, 7-Merger, 8-Financial Suspension, 9-District/Multiple District Dues.

** - Abbreviation: P-President, S-Secretary, T-Treasurer, M-Member Chairperson, VP-First Vice President, MC-Communications Chairperson, SC-Service Chairperson

*** - Abbreviation: N/R - Never reported using the Lions Clubs website, N/A - Not applicable, No password registered for the Lions Clubs website.

**** - Abbreviation: N - New, IP - Immediate Past, R - Repeat.



Club Health Assessment for District 16 L through March 2025

			Status	Membership							Reports					Finance		LCIF
Club Number	Club Name	Charter Date		Current Member Count	YTD Members Added	YTD Members Dropped	YTD Net Growth	YTD Net Growth%	Member Count 12 Months Ago	Avg. length of service for dropped members	Months Since Last MMR ***	Yrs. Since Last Officer Report	President Rotation	Vice President Reported ****	Months Since Last Activity Report ***	Account Balance	Donations for current Fiscal Year	
			Number of times on status quo within last two years	If below 15 members appears				If net loss is greater than 20% appears			If no report in 3 months appears in	When more than one year appears in	Number of repeat terms	Notes the officers that do not have an active	If no report at 12 months appears in red			
Clubs less than two years old																		
156618	Voorhees-Gibbsboro	03/27/2024	Active	35	12	3	9	34.62%	23	0	0		2	R	M	0	90+ Days	\$120.00
Clubs more than two years old																		
6748	ABSECON	01/19/1956	P- Active	0	0	0	0	0.00%	11		9		None		P,S,T,M,VP SC	17		
97000	ABSECON VISIONARY	04/25/2006	Active	10	1	3	-2	-16.67%	14	4	1		2	R	M,SC	24+		\$310.00
6684	ALLENTOWN	03/30/1939	Active	32	5	1	4	14.29%	27	6	0			N		1		\$2,020.00
6749	ATCO	08/21/1953	Active	37	8	3	5	15.63%	32	10	0			N	SC	0		\$225.00
Exc Award (06/30/2024)																		
61241	ATLANTIC CITY BANGLADESH AMERN	11/12/1998	Active	33	10	0	10	43.48%	23		2				T,M,VP,SC	1	90+ Days	\$40.00
6686	ATLANTIC HIGHLANDS	12/20/1924	Active	19	0	0	0	0.00%	19		14		5	R	T,M,SC	20	90+ Days	
6751	AUDUBON	04/04/1954	Active	21	1	0	1	5.00%	20		5			N	SC	5		\$70.00
66423	AVALON	06/29/2002	Active	96	7	1	6	6.67%	94	3	3			R	SC	2		\$8,100.00
Exc Award (06/30/2023)																		
6753	BELLMAWR	10/21/1953	Active	12	0	0	0	0.00%	12		9		9	R	T,SC	24+		\$543.16
6754	BERLIN	02/04/1954	Active	15	1	0	1	7.14%	13		6		3	N	M,SC	2		\$250.00
6692	BRICK TOWNSHIP	11/11/1948	Active	16	0	0	0	0.00%	16		8		4	R		24+		
Exc Award (06/30/2019)																		
6756	BRIDGETON	01/03/1941	Active	22	2	0	2	10.00%	19		0		9	R	SC	16		\$500.00
6757	BRIGANTINE	12/04/1951	Active	49	4	3	1	2.08%	54	4	1		3	R		8		\$150.00
Exc Award (06/30/2018, 06/30/2023)																		
6758	CAMDEN	12/15/1920	Active	12	0	1	-1	-7.69%	13	3	9		8	R	SC	17		\$3,675.00
47323	CHERRY HILL PENNSAUKEN KOREAN	05/19/1987	Active	5	0	0	0	0.00%	5		10		5	R	S,T,M	24+		\$100.00
Exc Award (06/30/2019)																		
6763	CLAYTON GLASSBORO	09/23/1953	Active	13	0	0	0	0.00%	13		9			R		2		\$1,992.00
Exc Award (06/30/2018, 06/30/2021, 06/30/2024)																		
6694	COLTS NECK	05/02/1969	Active	35	4	4	0	0.00%	35	2	0		2	R	M,SC	24+		



Club Health Assessment for District 16 L through March 2025

			Status	Membership							Reports					Finance		LCIF
Club Number	Club Name	Charter Date		Current Member Count	YTD Members Added	YTD Members Dropped	YTD Net Growth	YTD Net Growth%	Member Count 12 Months Ago	Avg. length of service for dropped members	Months Since Last MMR ***	Yrs. Since Last Officer Report	President Rotation	Vice President Reported ****	Months Since Last Activity Report ***	Account Balance	Donations for current Fiscal Year	
			Number of times on status quo within last two years	If below 15 members appears				If net loss is greater than 20% appears			If no report in 3 months appears in	When more than one year appears in	Number of repeat terms		Notes the officers that do not have an active	If no report at 12 months appears in red		
6767	DEPTFORD TOWNSHIP Exc Award (06/30/2018)	03/05/1951	Cancelled(6*)	0	0	2	-2	-100.00%	5	13	6		None		P,S,T,M,VP SC	24+		
6697	EATONTOWN Exc Award (06/30/2019, 06/30/2024)	08/19/1948	Active	45	0	4	-4	-8.16%	48	15	5			N		3		\$25.00
6702	FREEHOLD TOWNSHIP	04/22/1947	Active	14	0	0	0	0.00%	15		10		2		VP,SC	0		
6772	GLOUCESTER CITY Exc Award (06/30/2016, 06/30/2018)	03/23/1944	Active	42	4	2	2	5.00%	44	23	1			N	M,VP,SC	16		\$950.00
6755	GLOUCESTER TOWNSHIP	01/25/1954	P- Active	1	0	8	-8	-88.89%	9	27	8				M,VP,SC	24+		
6773	GREATER WILDWOODS	09/11/1952	Active	16	0	0	0	0.00%	16		13		6	R	M	1		\$1,000.00
6775	HADDONFIELD Exc Award (06/30/2023, 06/30/2024)	02/04/1944	Active	75	5	5	0	0.00%	72	3	1		2	R		2		\$165.00
6777	HAMMONTON Exc Award (06/30/2016, 06/30/2017, 06/30/2018)	08/20/1963	Active	73	4	0	4	5.80%	66		0			N	SC	0		\$1,675.00
6706	HIGHLANDS Exc Award (06/30/2021)	04/13/1926	Active	20	0	1	-1	-4.76%	22	3	8		4	R		10	90+ Days	
6709	HOWELL TOWNSHIP	02/05/1947	Active(1)	10	0	4	-4	-28.57%	15	20	2			N	M,SC	8		
38430	LAUREL SPRINGS	05/12/1980	Active	18	3	3	0	0.00%	18	48	1		3	N	M,SC	24+		
6717	MAPLE SHADE	03/28/1944	Active	12	0	1	-1	-7.69%	13	6	7		3	R	SC	N/R		\$520.00
6719	MEDFORD LAKES	06/27/1945	Active	171	17	4	13	8.23%	158	16	1			N		16		\$300.00
6722	MIDDLETOWN TWSP Exc Award (06/30/2022, 06/30/2023)	10/14/1946	Active	44	12	0	12	37.50%	45		2			N		1	90+ Days	\$250.00
6724	MOORESTOWN	04/28/1948	Active	31	2	1	1	3.33%	35	1	2		2	N	SC	3		(\$1,000.00)
111467	NEPTUNE TWP Exc Award (06/30/2019)	06/24/2011	Active	11	0	2	-2	-15.38%	14	8	0			R		5		\$170.00
6729	PALMYRA RIVERTON CINNAMINSON	11/20/1944	Active	8	0	0	0	0.00%	8		8				M,VP,SC	N/R		
6790	PENNSAUKEN Exc Award (06/30/2018, 06/30/2019)	02/23/1942	Active	16	0	0	0	0.00%	16		12		3	R	SC	11		



Club Health Assessment for District 16 L through March 2025

			Status	Membership							Reports					Finance	LCIF
Club Number	Club Name	Charter Date		Current Member Count	YTD Members Added	YTD Members Dropped	YTD Net Growth	YTD Net Growth%	Member Count 12 Months Ago	Avg. length of service for dropped members	Months Since Last MMR ***	Yrs. Since Last Officer Report	President Rotation	Vice President Reported ****	Months Since Last Activity Report ***	Account Balance	Donations for current Fiscal Year
			Number of times on status quo within last two years	If below 15 members appears				If net loss is greater than 20% appears			If no report in 3 months appears in	When more than one year appears in	Number of repeat terms	Notes the officers that do not have an active	If no report at 12 months appears in red		
6735	RED BANK	11/25/1921	Active	3	0	0	0	0.00%	3		32		7	S,T,M,VP,SC	N/R		
6738	STAFFORD TOWNSHIP	04/20/1949	Active	11	1	2	-1	-8.33%	13	33	0		2	R	M,SC	0	\$40.00
6695	TOMS RIVER	06/06/1972	Active	21	0	0	0	0.00%	23		0		7	R	M	0	\$175.00
Exc Award (06/30/2019)																	
120553	Toms River (Twp) Visionary	10/14/2013	Active	2	0	0	0	0.00%	2		46		8		M,VP,SC	24+	
6801	TURNERSVILLE-WASHINGTON TWNSHP	11/22/1955	Active	7	0	0	0	0.00%	7		17		15	R		24+	
6802	VENTNOR MARGATE	12/14/1944	Active	8	0	4	-4	-33.33%	12	42	3		9		M,VP,SC	N/R	
6803	VINELAND	01/31/1941	Active(2)	8	0	0	0	0.00%	8		22		11		M,VP,SC	N/R	90+ Days
6804	WENONAH	02/12/1951	Active(1)	53	1	0	1	1.92%	56		2		2	N		24+	\$1,000.00
124343	West Berlin	03/10/2015	Active	21	3	0	3	16.67%	19		0			N		1	\$440.00
Exc Award (06/30/2019, 06/30/2023, 06/30/2024)																	
6744	WEST LONG BRANCH	01/24/1952	Active	20	0	3	-3	-13.04%	23	27	2		19	R	M,SC	24+	
6805	WESTMONT	11/22/1943	Active	17	2	0	2	13.33%	17		3		2	N		1	\$300.00
Exc Award (06/30/2019)																	
6806	WESTVILLE	01/03/1927	Active	36	4	1	3	9.09%	30	0	0		2	R		0	\$55.00
Exc Award (06/30/2018, 06/30/2022)																	
6807	WILLIAMSTOWN	09/01/1948	Active	10	1	1	0	0.00%	9	1	2		7		M,VP,SC	4	\$500.00
6808	WINSLOW TOWNSHIP	01/25/1952	Active	22	0	0	0	0.00%	24		10		3	R	M,SC	2	\$1,000.00

Clubs Cancelled Previous Fiscal Year – Clubs Cancelled within last 12 months may be reinstated

Club Number	Club Name	Charter Date	Current Status*	Cancellation Date
6713	LAKEWOOD	07/30/1951	Cancelled(8*)	12/29/2023



Club Health Assessment for District 16 L through March 2025

Club NumberClub NameCharter Date			Status		Membership							Reports				Finance		LCIF		
					Current Member Count	YTD Members Added	YTD Members Dropped	YTD Net Growth	YTD Net Growth%	Member Count 12 Months Ago	Avg. length of service for dropped members	Months Since Last MMR ***	Yrs. Since Last Officer Report	President Rotation	Vice President Reported ****	Months Since Last Activity Report ***	Account Balance	Donations for current Fiscal Year		
			Number of times on status quo within last two years	If below 15 members appears			If net loss is greater than 20% appears			If no report in 3 months appears in			When more than one year appears in	Number of repeat terms	Notes the officers that do not have an active		If no report at 12 months appears in red			
Current Total Clubs Count	YTD New Clubs Count	YTD Cancelled Clubs Count	YTD Net Club Gain	Current Total Members Count	YTD Add	YTD Drop	YTD Net Growth	YTD Net Growth %	Member Count 12 Months Ago	Average Member Count Per Club	% of Clubs with less than 20 members	% No MMR in 3 Months	% No Officer Report in 12 Months	% of Clubs with balance 90+ days	Number of Clubs in Status Quo	% Status Quo Clubs in Financial Suspension	Number of Cancelled Clubs	Average Cancelled Club Age	Members Lost Due to Cancellation	% of Clubs Cancelled for Non-Financial Reasons
49	0	1	-1	1,308	114	67	47	3.73%	1,308	27	53%	51%	0%	12%	0	0%	1	146	2	0%

* - P - Priority Club. Cancellation Reasons: 1-Objectives/conduct, 2-Non-active club, 5-Non-existing club, 6-Disbanding, 7-Merger, 8-Financial Suspension, 9-District/Multiple District Dues.

** - Abbreviation: P-President, S-Secretary, T-Treasurer, M-Member Chairperson, VP-First Vice President, MC-Communications Chairperson, SC-Service Chairperson

*** - Abbreviation: N/R - Never reported using the Lions Clubs website, N/A - Not applicable, No password registered for the Lions Clubs website.

**** - Abbreviation: N - New, IP - Immediate Past, R - Repeat.



Club Health Assessment for District 20 N through March 2025

			Status	Membership							Reports					Finance		LCIF
Club Number	Club Name	Charter Date		Current Member Count	YTD Members Added	YTD Members Dropped	YTD Net Growth	YTD Net Growth%	Member Count 12 Months Ago	Avg. length of service for dropped members	Months Since Last MMR ***	Yrs. Since Last Officer Report	President Rotation	Vice President Reported ****	Months Since Last Activity Report ***	Account Balance	Donations for current Fiscal Year	
			Number of times on status quo within last two years	If below 15 members appears				If net loss is greater than 20% appears			If no report in 3 months appears in	When more than one year appears in	Number of repeat terms	Notes the officers that do not have an active	If no report at 12 months appears in red			
Clubs less than two years old																		
172076	New York Bangladeshi American Buffalo	06/11/2024	Active(1)	24	0	0	0	0.00%	0		5		2	M,VP,SC	N/A			
Clubs more than two years old																		
8009	AKRON Exc Award (06/30/2020)	10/18/1944	Active	51	1	2	-1	-1.92%	51	18	0			N	SC	0	\$50.00	
8029	AMHERST	04/30/1952	Active	16	3	3	0	0.00%	16	31	0			N	S,SC	0	\$300.00	
8012	ARCADE	12/09/1941	Active	20	1	2	-1	-4.76%	21	47	7		3		M,VP,SC	24+	\$100.00	
8013	BARKER Exc Award (06/30/2022)	02/04/1947	Active	72	12	1	11	18.03%	58	7	0			N	VP,SC	0	\$2,055.00	
8015	BOSTON Exc Award (06/30/2021)	02/26/1969	Active	18	3	4	-1	-5.26%	28	22	1		4	R	SC	4	\$100.00	
8016	BUFFALO HOST Exc Award (06/30/2020)	10/17/1921	Active	17	0	0	0	0.00%	17		9				M,VP,SC	24+		
8019	BUFFALO KENSINGTON	01/07/1946	Active	18	0	2	-2	-10.00%	25	38	1			R	M,SC	0	\$50.00	
8023	CHEEKTOWAGA	07/23/1952	Active	13	1	0	1	8.33%	12		6				P,M,VP,SC	24+		
8024	CLARENCE Exc Award (06/30/2022, 06/30/2023, 06/30/20)	04/17/1947	Active	26	1	4	-3	-10.34%	29	8	0		3	R		5	\$2,150.00	
8027	DUNKIRK-FREDONIA	08/25/1941	Active	17	1	3	-2	-10.53%	19	2	2		5	R	M,VP,SC	0	\$2,000.00	
8028	EAST AURORA Exc Award (06/30/2021)	08/23/1946	Active	31	5	1	4	14.81%	25	2	1		2	N	VP	0	\$20,100.00	
48469	ELLICOTTVILLE FRANKLINVILLE	04/20/1988	Active	7	0	3	-3	-30.00%	10	20	3		3		VP	3		
8011	EVANS TOWNSHIP L C	01/31/1946	Active	22	2	0	2	10.00%	22		3		2	R	P,VP,SC	2	\$1,350.00	
8032	FREWSBURG Exc Award (06/30/2021)	05/10/1945	Active	27	2	2	0	0.00%	26	33	3			N	T	3	\$485.00	
8033	GASPORT	05/16/1951	Active	34	1	4	-3	-8.11%	35	17	0			N	M,SC	2	\$1,000.00	
8035	GOWANDA	11/04/1959	Active	16	2	3	-1	-5.88%	18	2	0		2	R	VP,SC	24+	\$100.00	
8036	GRAND ISLAND	10/24/1956	Active	26	6	4	2	8.33%	27	9	3				VP,SC	0	\$25,425.00	



Club Health Assessment for District 20 N through March 2025

			Status	Membership							Reports					Finance		LCIF
Club Number	Club Name	Charter Date		Current Member Count	YTD Members Added	YTD Members Dropped	YTD Net Growth	YTD Net Growth%	Member Count 12 Months Ago	Avg. length of service for dropped members	Months Since Last MMR ***	Yrs. Since Last Officer Report	President Rotation	Vice President Reported ****	Months Since Last Activity Report ***	Account Balance	Donations for current Fiscal Year	
			Number of times on status quo within last two years	If below 15 members appears				If net loss is greater than 20% appears			If no report in 3 months appears in	When more than one year appears in	Number of repeat terms	Notes the officers that do not have an active	If no report at 12 months red			
141198	Greater Buffalo Adaptive Sports	06/22/2020	Cancelled(8*)	0	0	18	-18	-100.00%	20	5	3		None	P,S,T,M,VP SC	N/A	90+ Days		
8038	JAMESTOWN	06/06/1922	Active	23	3	0	3	15.00%	20		4		2	R	M,VP,SC	24+		
8039	KENMORE	05/08/1929	Active	41	3	5	-2	-4.65%	43	18	3				M,VP,SC	1	\$1,050.00	
8041	LANCASTER	07/29/1952	Active	36	1	4	-3	-7.69%	39	22	0		3	N	P,VP	0	\$1,000.00	
105675	LEWISTON COMMUNITY	06/03/2009	Active	21	2	2	0	0.00%	21	2	4		2	R	SC	12	\$50.00	
Exc Award (06/30/2017, 06/30/2021, 06/30/2024)																		
34168	LITTLE VALLEY	06/29/1977	Active	16	3	4	-1	-5.88%	17	11	0		11		M,VP,SC	16		
8043	LOCKPORT	10/03/1939	Active	31	2	2	0	0.00%	31	4	0			N	SC	13	\$250.00	
Exc Award (06/30/2023)																		
8044	MAYVILLE CHAUTAUQUA	03/28/1947	Active	18	3	2	1	5.88%	16	1	1			N	M,SC	0		
Exc Award (06/30/2024)																		
8045	NEWFANE	10/22/1941	Active	63	8	7	1	1.61%	62	16	3			N	SC	24+	\$100.00	
140730	Niagara Falls Community	02/10/2020	Active	19	4	6	-2	-9.52%	20	3	1				M,VP	21	\$90.00	
129657	Niagara University	12/28/2016	Active	7	0	0	0	0.00%	7		5				S,T,M,VP,SC	24+	90+ Days	
126501	North Buffalo Community	01/08/2016	Active	7	0	0	0	0.00%	6		5		2		M,VP,SC	24+	90+ Days	
8048	OLCOTT	07/01/1958	Active	18	1	1	0	0.00%	18	17	0			N	SC	24+	\$1,123.00	
8049	OLEAN PORTVILLE	11/20/1952	Active	20	0	0	0	0.00%	20		3		12		M,VP,SC	7	\$300.00	
8050	ORCHARD PARK	09/19/1944	Active	47	3	1	2	4.44%	47	28	0			N	SC	0	\$100.00	
8051	PENDLETON	02/10/1969	Active	22	0	0	0	0.00%	24		1				S,M,VP,SC	13	\$250.00	
Exc Award (06/30/2018)																		
8054	RANDOLPH	10/24/1938	Active(1)	46	4	1	3	6.98%	50	0	0		2	R	M	5		
Exc Award (06/30/2023)																		
8058	SHERIDAN DRIVE	10/20/1952	Active	11	0	3	-3	-21.43%	14	9	1			N		4		
8060	SPRINGVILLE	09/27/1946	P- Active(1)	0	0	11	-11	-100.00%	11	27	8		None		P,S,T,M,VP SC	24+		
127103	Tonawandas Erie Canal Gateway	03/22/2016	Active	20	2	1	1	5.26%	18	4	1		6	R	SC	4	\$140.00	
Exc Award (06/30/2020)																		



Club Health Assessment for District 20 N through March 2025

Club Number	Club Name	Charter Date	Status	Membership							Reports					Finance	LCIF
				Current Member Count	YTD Members Added	YTD Members Dropped	YTD Net Growth	YTD Net Growth%	Member Count 12 Months Ago	Avg. length of service for dropped members	Months Since Last MMR ***	Yrs. Since Last Officer Report	President Rotation	Vice President Reported ****	Months Since Last Activity Report ***	Account Balance	Donations for current Fiscal Year
			Number of times on status quo within last two years	If below 15 members appears				If net loss is greater than 20% appears			If no report in 3 months appears in	When more than one year appears in	Number of repeat terms	Notes the officers that do not have an active	If no report at 12 months appears in red		
8037	TOWN OF HAMBURG	11/19/1941	Active	17	0	2	-2	-10.53%	21	7	2		7	N	VP,SC	24+	\$500.00
8062	TOWN OF NIAGARA	02/18/1953	Active	26	2	2	0	0.00%	26	20	1		2	N	P,M	5	\$400.00
8063	TOWN OF WHEATFIELD L C	10/09/1973	Active	26	0	0	0	0.00%	27		4		3		M,VP,SC	24+	\$1,100.00
Exc Award (06/30/2021)																	
8064	WEST SENECA	01/27/1953	Active(1)	78	6	1	5	6.85%	71	42	0			N	M,SC	9	\$650.00
Exc Award (06/30/2021)																	
144143	Western New York Riding	12/18/2020	Active	40	2	0	2	5.26%	44		4		2	R	SC	9	\$60.00
8066	WILSON	10/24/1941	Active	34	7	6	1	3.03%	34	2	0			N	M,SC	9	
Exc Award (06/30/2018, 06/30/2022)																	
8067	YOUNGSTOWN	08/17/1948	Active	34	4	2	2	6.25%	35	16	1			N	M,SC	0	\$1,200.00

Clubs Cancelled Previous Fiscal Year – Clubs Cancelled within last 12 months may be reinstated

Club Number	Club Name	Charter Date	Current Status*	Cancellation Date
8053	PORTVILLE	06/29/1973	Cancelled(7*)	01/29/2024

Current Total Clubs Count	YTD New Clubs Count	YTD Cancelled Clubs Count	YTD Net Club Gain	Current Total Members Count	YTD Add	YTD Drop	YTD Net Growth	YTD Net Growth %	Member Count 12 Months Ago	Average Member Count Per Club	% of Clubs with less than 20 members	% No MMR in 3 Months	% No Officer Report in 12 Months	% of Clubs with balance 90+ days	Number of Clubs in Status Quo	% Status Quo Clubs in Financial Suspension	Number of Cancelled Clubs	Average Cancelled Club Age	Members Lost Due to Cancellation	% of Clubs Cancelled for Non-Financial Reasons
44	0	1	-1	1,176	101	119	-18	-1.51%	1,201	27	39%	41%	0%	5%	0	0%	1	55	18	0%

* - P - Priority Club. Cancellation Reasons: 1-Objectives/conduct, 2-Non-active club, 5-Non-existing club, 6-Disbanding, 7-Merger, 8-Financial Suspension, 9-District/Multiple District Dues.

** - Abbreviation: P-President, S-Secretary, T-Treasurer, M-Member Chairperson, VP-First Vice President, MC-Communications Chairperson, SC-Service Chairperson

*** - Abbreviation: N/R - Never reported using the Lions Clubs website, N/A - Not applicable, No password registered for the Lions Clubs website.

**** - Abbreviation: N - New, IP - Immediate Past, R - Repeat.



Club Health Assessment for District 20 E1 through March 2025

			Status	Membership							Reports					Finance		LCIF
Club Number	Club Name	Charter Date		Current Member Count	YTD Members Added	YTD Members Dropped	YTD Net Growth	YTD Net Growth%	Member Count 12 Months Ago	Avg. length of service for dropped members	Months Since Last MMR ***	Yrs. Since Last Officer Report	President Rotation	Vice President Reported ****	Months Since Last Activity Report ***	Account Balance	Donations for current Fiscal Year	
			Number of times on status quo within last two years	If below 15 members appears				If net loss is greater than 20% appears			If no report in 3 months appears in	When more than one year appears in	Number of repeat terms		Notes the officers that do not have an active	If no report at 12 months appears in red		
Clubs more than two years old																		
8068	ALBION	08/19/1924	Active	21	0	0	0	0.00%	21		12			N	M,SC	24+		\$50.00
8069	ALFRED	02/20/1966	Active	19	1	1	0	0.00%	19	15	6				M,VP,SC	24+		
8071	ANDOVER	11/24/1971	Active	30	0	4	-4	-11.76%	34	35	2				M,VP	24+		
8072	ANGELICA	06/10/1969	Active(1)	12	0	0	0	0.00%	12		12		6	R	P,T,M,SC	24+		
Exc Award (06/30/2017)																		
8073	ATTICA	04/13/1951	Active	73	3	2	1	1.39%	72	2	3			N	SC	17		\$3,000.00
8074	AVON	04/24/1953	Active	65	2	0	2	3.17%	62		1			N	SC	12		\$250.00
Exc Award (06/30/2019, 06/30/2021)																		
8075	BATAVIA	04/08/1946	Active	38	2	2	0	0.00%	39	27	3		2	R	M,SC	24+		\$200.00
45359	BELFAST	09/30/1985	Active	39	0	1	-1	-2.50%	39	18	4		5		P,M,VP,SC	24+		\$650.00
8076	BOLIVAR	03/31/1970	Active	30	3	4	-1	-3.23%	31	5	0		2	N		1		\$100.00
Exc Award (06/30/2017, 06/30/2018, 06/30/20)																		
8078	BROCKPORT	01/31/1951	Active	71	4	4	0	0.00%	73	25	1			N	SC	0		\$1,550.00
Exc Award (06/30/2017, 06/30/2018, 06/30/20)																		
8079	CALEDONIA MUMFORD	09/09/1929	Active	21	2	1	1	5.00%	20	40	0		18	R	M,VP,SC	15		
8080	CANASERAGA	04/30/1953	Active	15	0	2	-2	-11.76%	17	7	6		2	R	P,T,M,SC	23		
8081	CHILI	09/09/1964	Active	30	2	0	2	7.14%	28		2				VP,SC	1		\$800.00
Exc Award (06/30/2016, 06/30/2020, 06/30/20)																		
8082	CHURCHVILLE	10/30/1950	Active	40	1	1	0	0.00%	41	25	2			N	P,T,SC	24+		\$450.00
60700	CLARENDON	04/27/1998	Active	15	0	3	-3	-16.67%	18	17	1		11	R	M,VP,SC	0		\$2,155.00
Exc Award (06/30/2024)																		
44518	CUBA	01/25/1985	Active	22	0	1	-1	-4.35%	23	1	4			N	P,SC	6		\$58.70
8083	DANSVILLE	10/17/1941	Active	52	6	3	3	6.12%	47	2	0			IP	SC	0		\$185.00
Exc Award (06/30/2018, 06/30/2024)																		
145950	Dansville Lioness	05/21/2021	Active	25	12	0	12	92.31%	13		2		3	R	SC	N/R		
8085	FAIRPORT	08/17/1949	Active	34	1	2	-1	-2.86%	35	1	0		3		M,VP,SC	24+		\$2,090.00



Club Health Assessment for District 20 E1 through March 2025

			Status	Membership							Reports					Finance		LCIF
Club Number	Club Name	Charter Date		Current Member Count	YTD Members Added	YTD Members Dropped	YTD Net Growth	YTD Net Growth%	Member Count 12 Months Ago	Avg. length of service for dropped members	Months Since Last MMR ***	Yrs. Since Last Officer Report	President Rotation	Vice President Reported ****	Months Since Last Activity Report ***	Account Balance	Donations for current Fiscal Year	
			Number of times on status quo within last two years	If below 15 members appears				If net loss is greater than 20% appears			If no report in 3 months appears in	When more than one year appears in	Number of repeat terms	Notes the officers that do not have an active	If no report at 12 months appears in red			
8086	GATES GREECE	06/28/1950	Active	23	1	2	-1	-4.17%	24	13	2		3	R	M,VP,SC	24+	\$10.00	
43612	HAMLIN	03/19/1984	Active	33	0	2	-2	-5.71%	35	3	3		2	N	SC	1	\$600.00	
Exc Award (06/30/2024)																		
8088	HILTON	11/09/1967	Active	28	1	0	1	3.70%	32		5			R	SC	2	\$400.00	
8090	IRONDEQUOIT	06/05/1950	Active	19	1	2	-1	-5.00%	20	7	1		2	R	SC	0	\$525.00	
Exc Award (06/30/2023, 06/30/2024)																		
30149	KENDALL	01/28/1975	Active	58	2	0	2	3.57%	60		1			N	SC	1	\$150.00	
Exc Award (06/30/2020, 06/30/2024)																		
8093	LYNDONVILLE	08/22/1951	Active	34	2	2	0	0.00%	33	11	2			N	M,SC	15		
8094	MAPLE CITY L C	04/23/1969	Active	17	1	1	0	0.00%	17	3	2		2	N	SC	1	\$50.00	
8095	MEDINA	09/19/1935	Active	57	1	3	-2	-3.39%	58	6	4			N	SC	3	\$1,276.00	
Exc Award (06/30/2023, 06/30/2024)																		
8097	OAKFIELD ALABAMA	06/29/1951	Active(1)	23	0	0	0	0.00%	25		9		3	R	M,SC	12		
8099	ROCHESTER DOWNTOWN HOST	09/02/1921	Active	14	0	0	0	0.00%	14		11		3	N	SC	24+	\$50.00	
129688	Rochester Flaum Eye Institute	03/07/2017	Active	7	0	0	0	0.00%	7		19		10		M,VP,SC	14		
36100	RUSH	10/27/1978	Active	18	3	2	1	5.88%	16	24	3		3		T,M,VP,SC	16		
35301	SCIO	03/27/1978	Active	31	3	1	2	6.90%	30	33	1		None	N	P,M,SC	3		
8102	SCOTTSVILLE	01/10/1957	Active	17	1	0	1	6.25%	16		2		3	R	M,SC	3		
Exc Award (06/30/2018)																		
8103	VARYSBURG	05/03/1971	Active(1)	23	0	0	0	0.00%	23		2			N	P,M,VP	3	90+ Days	
8144	WALWORTH	04/25/1972	Active	41	2	0	2	5.13%	39		8			R	SC	2	\$2,280.00	
Exc Award (06/30/2023)																		
8105	WEBSTER	03/27/1950	Active	30	1	1	0	0.00%	30	2	1		2	N	SC	24+	\$100.00	
8106	WELLSVILLE	01/08/1942	Active	57	2	6	-4	-6.56%	60	8	1			N	SC	9	\$400.00	



Club Health Assessment for District 20 E1 through March 2025

Club Number			Club Name			Charter Date			Status					Membership					Reports					Finance		LCIF
									Current Member Count	YTD Members Added	YTD Members Dropped	YTD Net Growth	YTD Net Growth%	Member Count 12 Months Ago	Avg. length of service for dropped members	Months Since Last MMR ***	Yrs. Since Last Officer Report	President Rotation	Vice President Reported ****	Months Since Last Activity Report ***	Account Balance	Donations for current Fiscal Year				
									Number of times on status quo within last two years	If below 15 members appears			If net loss is greater than 20% appears			If no report in 3 months appears in			When more than one year appears in	Number of repeat terms	Notes the officers that do not have an active			If no report at 12 months appears in red		
Current Total Clubs Count	YTD New Clubs Count	YTD Cancelled Clubs Count	YTD Net Club Gain	Current Total Members Count	YTD Add	YTD Drop	YTD Net Growth	YTD Net Growth %	Member Count 12 Months Ago	Average Member Count Per Club	% of Clubs with less than 20 members	% No MMR in 3 Months	% No Officer Report in 12 Months	% of Clubs with balance 90+ days	Number of Clubs in Status Quo	% Status Quo Clubs in Financial Suspension	Number of Cancelled Clubs	Average Cancelled Club Age	Members Lost Due to Cancellation	% of Clubs Cancelled for Non-Financial Reasons						
37	0	0	0	1,182	60	53	7	0.60%	1,183	32	27%	43%	0%	3%	0	0%	0	0	0	0%						

* - P - Priority Club. Cancellation Reasons: 1-Objectives/conduct, 2-Non-active club, 5-Non-existing club, 6-Disbanding, 7-Merger, 8-Financial Suspension, 9-District/Multiple District Dues.

** - Abbreviation: P-President, S-Secretary, T-Treasurer, M-Member Chairperson, VP-First Vice President, MC-Communications Chairperson, SC-Service Chairperson

*** - Abbreviation: N/R - Never reported using the Lions Clubs website, N/A - Not applicable, No password registered for the Lions Clubs website.

**** - Abbreviation: N - New, IP - Immediate Past, R - Repeat.



Club Health Assessment for District 20 E2 through March 2025

			Status	Membership							Reports					Finance		LCIF
Club Number	Club Name	Charter Date		Current Member Count	YTD Members Added	YTD Members Dropped	YTD Net Growth	YTD Net Growth%	Member Count 12 Months Ago	Avg. length of service for dropped members	Months Since Last MMR ***	Yrs. Since Last Officer Report	President Rotation	Vice President Reported ****	Months Since Last Activity Report ***	Account Balance	Donations for current Fiscal Year	
			Number of times on status quo within last two years	If below 15 members appears				If net loss is greater than 20% appears			If no report in 3 months appears in	When more than one year appears in	Number of repeat terms	Notes the officers that do not have an active	If no report at 12 months appears in red			
Clubs more than two years old																		
8107	APALACHIN	02/08/1956	Active	54	2	1	1	1.89%	54	67	2			N	2		\$3,590.00	
8112	BIG FLATS	02/09/1970	Active	13	0	0	0	0.00%	16		5		6	N	M,SC	1	\$500.00	
	Exc Award (06/30/2018)																	
8119	BLOOMFIELD	06/28/1949	Active	16	1	4	-3	-15.79%	19	28	0		2	R	M,SC	0		
8113	CAMPBELL	07/24/1951	Active	11	0	1	-1	-8.33%	13	61	2		4	R	SC	3		
32317	CANANDAIGUA	05/28/1976	Active	8	0	0	0	0.00%	8		11		5		M,VP,SC	10		
	Exc Award (06/30/2016)																	
8116	CLYDE	12/27/1948	Active	7	0	0	0	0.00%	7		11		5	R	M,SC	17	\$750.00	
8117	COHOCTON	10/20/1954	Active	32	3	1	2	6.67%	28	8	1		3	R	VP,SC	3		
8118	CORNING	09/09/1925	Active	53	0	6	-6	-10.17%	57	11	1				VP	0	\$10,020.00	
	Exc Award (06/30/2016, 06/30/2020, 06/30/2022)																	
61972	GENEVA	05/24/1999	Active	3	0	2	-2	-40.00%	5	12	2		3		M,VP,SC	16	\$50.00	
122834	Hector Area	07/25/2014	Active	34	1	0	1	3.03%	33		3			N	M,SC	3	\$50.00	
8122	HORSEHEADS	12/10/1952	Active	16	1	0	1	6.67%	14		1		4	R	M,SC	12	\$150.00	
8123	ITHACA	05/23/1951	Active	15	2	0	2	15.38%	13		5		9	R		0	\$110.00	
8124	LANSING	04/03/1961	Active	19	0	2	-2	-9.52%	22	32	0			N		15	\$350.00	
62794	MANCHESTER-SHORTSVILLE	02/21/2000	Active	13	1	1	0	0.00%	13	6	0				VP,SC	1	\$40.00	
	Exc Award (06/30/2017)																	
8128	NEWFIELD	01/25/1971	Active	25	1	0	1	4.17%	24		2		7	R	P,M,SC	0	\$500.00	
8129	NORTH ROSE	04/23/1958	Active	18	0	1	-1	-5.26%	18	49	5				VP	1	\$2,100.00	
	Exc Award (06/30/2018)																	
8131	OVID WILLARD	06/13/1951	Active	15	0	7	-7	-31.82%	25	17	3			IP	T	0	\$300.00	
	Exc Award (06/30/2017, 06/30/2018, 06/30/2022)																	
8132	OWEGO	11/14/1951	Active	10	0	3	-3	-23.08%	13	16	0			R	M	0	\$60.00	
8133	PALMYRA-MACEDON PAL-MAC	05/20/1958	Active	26	0	1	-1	-3.70%	28	13	3				VP	0	\$450.00	



Club Health Assessment for District 20 E2 through March 2025

			Status	Membership							Reports					Finance	LCIF
Club Number	Club Name	Charter Date		Current Member Count	YTD Members Added	YTD Members Dropped	YTD Net Growth	YTD Net Growth%	Member Count 12 Months Ago	Avg. length of service for dropped members	Months Since Last MMR ***	Yrs. Since Last Officer Report	President Rotation	Vice President Reported ****	Months Since Last Activity Report ***	Account Balance	Donations for current Fiscal Year
			Number of times on status quo within last two years	If below 15 members appears				If net loss is greater than 20% appears			If no report in 3 months appears in	When more than one year appears in	Number of repeat terms	Notes the officers that do not have an active	If no report at 12 months appears in red		
8134	PENN YAN	05/26/1969	Active	74	3	2	1	1.37%	78	13	3			N	0		\$2,575.00
	Exc Award (06/30/2017, 06/30/2018, 06/30/2020)																
8135	PHELPS	10/24/1956	Active	9	0	2	-2	-18.18%	11	10	2		3	R	0		\$190.50
	Exc Award (06/30/2023)																
8137	RUSHVILLE	03/30/1953	Active	32	0	2	-2	-5.88%	34	2	3			N	M,VP	3	\$2,590.00
	Exc Award (06/30/2017)																
8139	SODUS	10/31/1972	Active	19	0	1	-1	-5.00%	19	42	2			N	SC	1	\$1,100.00
143590	Sodus Pride Lioness	11/19/2020	Active	47	8	4	4	9.30%	42	2	0			N	SC	0	\$100.00
	Exc Award (06/30/2023, 06/30/2024)																
43467	SPENCER & CANDOR	02/06/1984	Active	28	5	1	4	16.67%	27	14	2		2		VP	0	\$430.00
	Exc Award (06/30/2016, 06/30/2018)																
28175	TIOGA-NICHOLS	03/22/1974	Active	17	0	2	-2	-10.53%	20	20	3		19	R		0	\$210.00
46011	TRUMANSBURG	04/14/1986	Active	15	1	0	1	7.14%	12		3		2		VP,SC	1	\$20.00
	Exc Award (06/30/2016)																
8141	TWIN CITIES	09/05/1935	Active	19	1	1	0	0.00%	19	1	6		10		VP,SC	15	\$440.00
8142	UNION SPRINGS	09/18/1957	Active	61	0	4	-4	-6.15%	66	3	6		2	R	SC	3	\$360.00
	Exc Award (06/30/2017)																
8143	VICTOR	02/05/1940	Active	18	0	1	-1	-5.26%	20	2	6			N	VP	16	\$340.00
8145	WATERLOO	01/28/1947	Active	12	4	4	0	0.00%	12	28	0		5	R	M,SC	0	\$140.00
48255	WATKINS GLEN-MONTOUR FALLS	03/14/1988	Active	37	1	1	0	0.00%	38	3	3				VP,SC	3	\$100.00
8147	WAVERLY	01/28/1930	Active	12	0	0	0	0.00%	12		11		7		P,M,VP,SC	15	\$4,240.00
8148	WEEDSPORT	05/28/1948	Active	17	1	0	1	6.25%	16		2		2	R	M,SC	15	\$40.00
8149	WOLCOTT	05/08/1953	Active	25	1	0	1	4.17%	28		2		2	R	SC	14	\$900.00



Club Health Assessment for District 20 E2 through March 2025

Club Number			Club Name			Charter Date			Status					Membership					Reports					Finance		LCIF
									Current Member Count	YTD Members Added	YTD Members Dropped	YTD Net Growth	YTD Net Growth%	Member Count 12 Months Ago	Avg. length of service for dropped members	Months Since Last MMR ***	Yrs. Since Last Officer Report	President Rotation	Vice President Reported ****	Months Since Last Activity Report ***	Account Balance	Donations for current Fiscal Year				
									Number of times on status quo within last two years	If below 15 members appears			If net loss is greater than 20% appears			If no report in 3 months appears in			When more than one year appears in	Number of repeat terms	Notes the officers that do not have an active		If no report at 12 months appears in red			
Current Total Clubs Count	YTD New Clubs Count	YTD Cancelled Clubs Count	YTD Net Club Gain	Current Total Members Count	YTD Add	YTD Drop	YTD Net Growth	YTD Net Growth %	Member Count 12 Months Ago	Average Member Count Per Club	% of Clubs with less than 20 members	% No MMR in 3 Months	% No Officer Report in 12 Months	% of Clubs with balance 90+ days	Number of Clubs in Status Quo	% Status Quo Clubs in Financial Suspension	Number of Cancelled Clubs	Average Cancelled Club Age	Members Lost Due to Cancellation	% of Clubs Cancelled for Non-Financial Reasons						
35	0	0	0	830	37	55	-18	-2.12%	864	24	63%	49%	0%	0%	0	0%	0	0	0	0%						

* - P - Priority Club. Cancellation Reasons: 1-Objectives/conduct, 2-Non-active club, 5-Non-existing club, 6-Disbanding, 7-Merger, 8-Financial Suspension, 9-District/Multiple District Dues.

** - Abbreviation: P-President, S-Secretary, T-Treasurer, M-Member Chairperson, VP-First Vice President, MC-Communications Chairperson, SC-Service Chairperson

*** - Abbreviation: N/R - Never reported using the Lions Clubs website, N/A - Not applicable, No password registered for the Lions Clubs website.

**** - Abbreviation: N - New, IP - Immediate Past, R - Repeat.



Club Health Assessment for District 20 W through March 2025

			Status	Membership							Reports					Finance		LCIF
Club Number	Club Name	Charter Date		Current Member Count	YTD Members Added	YTD Members Dropped	YTD Net Growth	YTD Net Growth%	Member Count 12 Months Ago	Avg. length of service for dropped members	Months Since Last MMR ***	Yrs. Since Last Officer Report	President Rotation	Vice President Reported ****	Months Since Last Activity Report ***	Account Balance	Donations for current Fiscal Year	
			Number of times on status quo within last two years	If below 15 members appears			If net loss is greater than 20% appears			If no report in 3 months appears in			When more than one year appears in	Number of repeat terms	Notes the officers that do not have an active	If no report at 12 months appears in red		
Clubs less than two years old																		
157350	SUNY UAlbany Campus	03/13/2024	Active	25	1	3	-2	-7.41%	27	0	2			N	M,VP,SC	4	90+ Days	
Clubs more than two years old																		
8295	ALBANY & TROY	09/30/1925	Active	29	4	1	3	11.54%	28	36	1			N	SC	4		\$50.00
8259	BALLSTON SPA	08/29/1949	Active	38	3	3	0	0.00%	38	15	2			N	SC	4		\$1,000.00
8260	BETHLEHEM	11/11/1954	Active	19	1	2	-1	-5.00%	20	15	0			N	SC	2		
75996	BROADALBIN - PERTH	06/30/2003	Active	28	0	2	-2	-6.67%	30	2	3		3	R	SC	2		\$1,200.00
Exc Award (06/30/2022, 06/30/2023)																		
8261	CAMBRIDGE	09/07/1934	Active	10	0	2	-2	-16.67%	12	1	8		2		VP,SC	16		
8153	CHAZY	10/03/1956	Active	42	2	0	2	5.00%	40		5		3	N		1		\$695.00
Exc Award (06/30/2022, 06/30/2023)																		
8155	CLIFTON FINE	11/22/1948	Active	26	4	1	3	13.04%	23	17	1			N	M,SC	12		\$150.00
8263	CLINTON	01/09/1958	Active	25	1	0	1	4.17%	27		3			R	SC	0		\$550.00
Exc Award (06/30/2019, 06/30/2022, 06/30/2023)																		
8266	DEERFIELD	05/24/1956	Active	5	0	0	0	0.00%	5		8		5		T,M,VP,SC	24+		
8267	DUANE L C	06/16/1955	Active	21	1	3	-2	-8.70%	23	3	3			R	P,M,SC	0		\$1,000.00
8158	EDWARDS	12/11/1961	Active	23	0	4	-4	-14.81%	27	9	7			N	M,SC	16		
Exc Award (06/30/2023)																		
39861	FONDA & FULTONVILLE	05/21/1981	Active	14	0	2	-2	-12.50%	16	24	0		3		VP,SC	1		\$50.00
37671	GALWAY	11/16/1979	Active	57	0	5	-5	-8.06%	63	5	0			N	T	2		\$1,760.00
Exc Award (06/30/2019, 06/30/2022)																		
8271	GLENS FALLS	10/31/1939	Active	32	6	3	3	10.34%	35	30	0		3	N	SC	2		\$1,500.00
8160	GOUVERNEUR	10/31/1935	Active	38	1	2	-1	-2.56%	39	1	4		6		M,VP	3		\$700.00
46507	GREATER HERKIMER	08/11/1986	Active	32	0	3	-3	-8.57%	33	12	0		6	N	M,SC	9		
8278	GREATER JOHNSTOWN	09/14/1961	Active	41	2	4	-2	-4.65%	43	5	1		None		P,S,M,VP,SC	3		
8284	GREATER RAVENA AREA	09/16/1959	Active	14	3	0	3	27.27%	15		1				M,VP,SC	7	90+ Days	



Club Health Assessment for District 20 W through March 2025

			Status	Membership							Reports					Finance	LCIF	
Club Number	Club Name	Charter Date		Current Member Count	YTD Members Added	YTD Members Dropped	YTD Net Growth	YTD Net Growth%	Member Count 12 Months Ago	Avg. length of service for dropped members	Months Since Last MMR ***	Yrs. Since Last Officer Report	President Rotation	Vice President Reported ****	Months Since Last Activity Report ***	Account Balance	Donations for current Fiscal Year	
			Number of times on status quo within last two years	If below 15 members appears					If net loss is greater than 20% appears			If no report in 3 months appears in	When more than one year appears in	Number of repeat terms	Notes the officers that do not have an active	If no report at 12 months appears in red		
8274	GREENWICH	01/28/1954	Active	34	0	0	0	0.00%	34		0			N	SC	5		\$5,400.00
8276	HADLEY LUZERNE	03/25/1947	Active	15	1	1	0	0.00%	16	9	2		3	R	T,VP,SC	2		\$550.00
8161	HEUVELTON	04/18/1972	Active	8	0	1	-1	-11.11%	9	50	0		2	R	P,T,M,VP,SC	8		
8277	HOLLAND PATENT	06/12/1972	Active	12	0	5	-5	-29.41%	17	9	5				VP,SC	2		\$500.00
8164	LAKE PLACID	08/18/1939	Active	32	1	2	-1	-3.03%	33	40	0		5		VP,SC	7		\$50.00
67378	LISBON	02/28/2003	Active	21	1	0	1	5.00%	20		2		4		M,VP,SC	3		
8165	LONG LAKE	09/11/1957	Active	21	1	0	1	5.00%	20		5		3	R	M,SC	8		\$50.00
Exc Award (06/30/2023)																		
8168	MALONE	10/24/1949	Active	15	4	1	3	25.00%	11	21	0		8		M,VP,SC	3		\$1,000.00
127665	Marcy Telephone	05/27/2016	Active	9	0	0	0	0.00%	9		24		5		M,VP,SC	14		
8279	MECHANICVILLE-STILLWATER L C	01/13/1942	Active	28	0	0	0	0.00%	28		1			N	SC	4	90+ Days	\$150.00
8281	NEW HARTFORD NY MILLS WHITESTOWN	01/28/1948	Active	12	1	1	0	0.00%	12	9	0			N	SC	1		
8171	NEWCOMB	01/25/1966	Active	46	0	6	-6	-11.54%	51	6	1		3	N	M,SC	0		\$50.00
8173	OGDENSBURG	10/27/1955	Active	35	0	3	-3	-7.89%	38	29	4		2	R	SC	9		
8174	PERU	01/23/1945	Active	26	0	0	0	0.00%	26		10			N		1		\$1,920.00
Exc Award (06/30/2023)																		
8175	PLATTSBURGH	09/25/1939	Active	36	1	2	-1	-2.70%	37	2	0		3	N		0		\$1,000.00
Exc Award (06/30/2023)																		
8176	RAQUETTE RIVER	09/25/1936	Active	22	0	1	-1	-4.35%	23	5	2		2		M,VP,SC	3		\$250.00
8178	SARANAC LAKE	08/30/1939	Active(2)	5	5	4	1	25.00%	4	12	2		12	R	M,SC	3		
8287	SARATOGA SPRINGS	10/15/1925	Active	77	1	1	0	0.00%	78	26	4			N		2		\$190.00
8291	SAUQUOIT VALLEY	06/30/1955	Active	35	2	0	2	6.06%	34		0		4	R		1		\$900.00
Exc Award (06/30/2024)																		
8289	SCHUYLERVILLE	05/17/1962	Active	17	0	0	0	0.00%	17		8		6	R	M,SC	6		\$1,650.00
8290	SCOTIA-GLENVILLE	09/08/1954	Active	22	1	1	0	0.00%	23	46	5		5	R	M,SC	4		\$50.00
8292	SPECULATOR	05/15/1952	Active	15	9	8	1	7.14%	14	15	6				VP,SC	4		



Club Health Assessment for District 20 W through March 2025

			Status		Membership						Reports					Finance		LCIF		
Club Number	Club Name	Charter Date			Current Member Count	YTD Members Added	YTD Members Dropped	YTD Net Growth	YTD Net Growth%	Member Count 12 Months Ago	Avg. length of service for dropped members	Months Since Last MMR ***	Yrs. Since Last Officer Report	President Rotation	Vice President Reported ****	Months Since Last Activity Report ***	Account Balance	Donations for current Fiscal Year		
			Number of times on status quo within last two years		If below 15 members appears				If net loss is greater than 20% appears			If no report in 3 months appears in	When more than one year appears in	Number of repeat terms		Notes the officers that do not have an active	If no report at 12 months appears in red			
45321	TOWN OF GREENFIELD	08/09/1985	Active		33	1	0	1	3.13%	31		5		2	R		5		\$180.00	
Exc Award (06/30/2022)																				
8293	TOWN OF HOOSICK	10/27/1960	Active		34	2	2	0	0.00%	34	4	2			N	M,SC	2		\$100.00	
8183	TOWN OF SCHROON	10/09/1957	Active		42	6	2	4	10.53%	41	4	0			N	SC	4		\$100.00	
Exc Award (06/30/2022)																				
30570	TOWN OF WRIGHT/SCHOHARIE VLY	04/16/1975	Active		10	0	0	0	0.00%	10		11		None		P,S,M,VP,SC	11			
8184	TUPPER LAKE	08/12/1935	Active		44	6	0	6	15.79%	38		0		None	R	P,M,SC	1			
8296	UTICA	02/08/1924	Active		10	1	2	-1	-9.09%	11	39	1		None		P,M,VP,SC	1		\$1,000.00	
8297	WATERFORD	11/24/1939	Active		15	0	4	-4	-21.05%	19	9	6		5		M,VP,SC	16	90+ Days	\$100.00	
Current Total Clubs Count	YTD New Clubs Count	YTD Cancelled Clubs Count	YTD Net Club Gain	Current Total Members Count	YTD Add	YTD Drop	YTD Net Growth	YTD Net Growth %	Member Count 12 Months Ago	Average Member Count Per Club	% of Clubs with less than 20 members	% No MMR in 3 Months	% No Officer Report in 12 Months	% of Clubs with balance 90+ days	Number of Clubs in Status Quo	% Status Quo Clubs in Financial Suspension	Number of Cancelled Clubs	Average Cancelled Club Age	Members Lost Due to Cancellation	% of Clubs Cancelled for Non-Financial Reasons
48	0	0	0	1,250	73	87	-14	-1.11%	1,282	26	35%	42%	0%	8%	0	0%	0	0	0	0%

* - P - Priority Club. Cancellation Reasons: 1-Objectives/conduct, 2-Non-active club, 5-Non-existing club, 6-Disbanding, 7-Merger, 8-Financial Suspension, 9-District/Multiple District Dues.


** - Abbreviation: P-President, S-Secretary, T-Treasurer, M-Member Chairperson, VP-First Vice President, MC-Communications Chairperson, SC-Service Chairperson

*** - Abbreviation: N/R - Never reported using the Lions Clubs website, N/A - Not applicable, No password registered for the Lions Clubs website.

**** - Abbreviation: N - New, IP - Immediate Past, R - Repeat.



Club Health Assessment for District 20 Y through March 2025

			Status	Membership							Reports					Finance	LCIF	
Club Number	Club Name	Charter Date		Current Member Count	YTD Members Added	YTD Members Dropped	YTD Net Growth	YTD Net Growth%	Member Count 12 Months Ago	Avg. length of service for dropped members	Months Since Last MMR ***	Yrs. Since Last Officer Report	President Rotation	Vice President Reported ****	Months Since Last Activity Report ***	Account Balance	Donations for current Fiscal Year	
			Number of times on status quo within last two years	If below 15 members appears				If net loss is greater than 20% appears			If no report in 3 months appears in	When more than one year appears in	Number of repeat terms		Notes the officers that do not have an active	If no report at 12 months appears in red		
Clubs more than two years old																		
41155	BAINBRIDGE	04/05/1982	Active	45	4	4	0	0.00%	37	7	0			N	0		\$2,044.00	
8187	BALDWINSVILLE	09/01/1948	Active	14	3	5	-2	-12.50%	16	9	0		2	N	M,SC	2	\$71.00	
8188	BINGHAMTON	11/19/1924	Active(1)	16	0	0	0	0.00%	15		4			N	SC	3	\$150.00	
150240	Boonville	03/28/2022	Active	62	6	0	6	10.71%	67		2		4	N		2	\$145.00	
Exc Award (06/30/2023)																		
8191	CAMDEN	11/13/1963	Active	29	6	2	4	16.00%	26	3	0			N	SC	1	\$536.00	
Exc Award (06/30/2023)																		
8192	CANASTOTA	11/10/1947	Active	37	0	1	-1	-2.63%	38	5	6		7	R		0	\$1,844.00	
Exc Award (06/30/2018, 06/30/2023)																		
8151	CAPE VINCENT	02/15/1971	Active	19	4	4	0	0.00%	20	14	1		11		M,VP,SC	1	\$595.00	
8152	CARTHAGE	09/16/1940	Active	26	1	0	1	4.00%	31		6		7	R	M,SC	4		
8193	CAZENOVIA	04/17/1969	Active	33	1	0	1	3.13%	36		0		2	R	M	4		
8194	CENTRAL SQUARE	11/19/1948	Active	25	2	0	2	8.70%	23		1			N		0	\$523.00	
Exc Award (06/30/2020, 06/30/2023)																		
8196	CHITTENANGO	12/15/1971	Active	45	1	0	1	2.27%	44		0			N		0	\$2,196.00	
Exc Award (06/30/2023)																		
8154	CLAYTON	10/31/1955	Active	20	0	2	-2	-9.09%	22	14	4			N	M,SC	3	\$136.00	
8199	COOPERSTOWN	12/08/1950	Active	44	5	4	1	2.33%	39	36	1		2		VP,SC	5	\$1,150.00	
Exc Award (06/30/2020, 06/30/2023)																		
8156	CROGHAN	12/19/1958	Active	20	4	2	2	11.11%	19	2	1			N	SC	0	\$231.00	
Exc Award (06/30/2023)																		
8201	DEPOSIT	04/18/1955	Active	13	3	0	3	30.00%	12		1			N		1	\$585.00	
8202	DOWNSVILLE	08/19/1954	Active	13	1	0	1	8.33%	13		2				VP,SC	0	\$20.00	
8204	ENDICOTT	09/14/1938	Active	7	0	0	0	0.00%	7		0			N		2	\$911.00	
Exc Award (06/30/2020, 06/30/2021)																		
8207	FULTON	02/27/1953	Active	30	4	1	3	11.11%	28	29	1			N		0	\$622.00	



Club Health Assessment for District 20 Y through March 2025

Club Number	Club Name	Charter Date	Status	Membership							Reports					Finance	LCIF
				Current Member Count	YTD Members Added	YTD Members Dropped	YTD Net Growth	YTD Net Growth%	Member Count 12 Months Ago	Avg. length of service for dropped members	Months Since Last MMR ***	Yrs. Since Last Officer Report	President Rotation	Vice President Reported ****	Months Since Last Activity Report ***	Account Balance	Donations for current Fiscal Year
			Number of times on status quo within last two years	If below 15 members appears				If net loss is greater than 20% appears			If no report in 3 months appears	When more than one year appears in	Number of repeat terms	Notes the officers that do not have an active	If no report at 12 months appears in red		
8208	GREENE	09/17/1951	Active	61	1	2	-1	-1.61%	64	5	0			N	0		\$448.00
	Exc Award (06/30/2020, 06/30/2023)																
146205	Hastings	05/19/2021	Active(1)	24	0	3	-3	-11.11%	27	3	5			N	0		\$39.00
	Exc Award (06/30/2023)																
8211	JOHNSON CITY	08/28/1947	Active(1)	11	0	4	-4	-26.67%	15	6	3		6	R	T,SC	2	
	Exc Award (06/30/2023)																
8166	LOWVILLE	10/10/1955	Active	47	4	4	0	0.00%	53	10	2		3	R		0	\$2,767.00
	Exc Award (06/30/2017, 06/30/2018, 06/30/2020)																
8215	MANLIUS	02/11/1947	Active	12	0	0	0	0.00%	12		9		7	R	M,SC	6	\$510.00
8216	MARATHON	07/12/1951	Active	28	3	1	2	7.69%	27	50	1			N	VP,SC	1	\$459.00
8217	MARTISCO	02/09/1970	Active	35	2	2	0	0.00%	32	2	4		2	R		2	\$927.00
8219	MC GRAW	02/24/1956	Active	16	2	0	2	14.29%	14		1		6	R	M	0	\$400.00
8222	MORRISVILLE	10/08/1959	Active	25	1	0	1	4.17%	27		2		3	N	SC	0	\$642.00
8225	NORTH SYRACUSE - LIVERPOOL	03/07/1956	Active	16	0	3	-3	-15.79%	19	8	0				M,VP	3	\$78.00
	Exc Award (06/30/2023)																
8230	ONEONTA	07/14/1930	Active	12	0	0	0	0.00%	12		7				VP,SC	4	\$10.00
8231	OSWEGO	01/31/1956	Active	16	0	4	-4	-20.00%	21	10	2		2	R	M,SC	3	\$65.50
8232	OXFORD	02/28/1967	Active	34	3	3	0	0.00%	34	23	0		2	N	M,VP,SC	5	\$65.00
8235	POMPEY	02/04/1965	Active	39	2	1	1	2.63%	38	5	6				VP	0	\$1,891.00
	Exc Award (06/30/2021, 06/30/2023)																
8236	PULASKI	11/16/1961	Active	15	0	0	0	0.00%	15		5		3	R		0	\$371.00
	Exc Award (06/30/2023)																
8237	RICHFIELD SPRINGS	11/25/1969	Active	10	0	7	-7	-41.18%	17	29	0		3	R		7	\$68.00
8239	ROME	10/21/1952	Active	31	4	2	2	6.90%	28	9	6				VP	2	\$717.00
	Exc Award (06/30/2022, 06/30/2023)																
8241	SKANEATELES	07/25/1951	Active	20	0	3	-3	-13.04%	23	1	6			R	SC	6	\$38.00
8242	SOLVAY-GEDDES-CAMILLUS LC	04/20/1951	Active	23	1	1	0	0.00%	23	73	5			IP		0	\$87.00



Club Health Assessment for District 20 Y through March 2025

			Status		Membership						Reports					Finance		LCIF		
Club Number	Club Name	Charter Date			Current Member Count	YTD Members Added	YTD Members Dropped	YTD Net Growth	YTD Net Growth%	Member Count 12 Months Ago	Avg. length of service for dropped members	Months Since Last MMR ***	Yrs. Since Last Officer Report	President Rotation	Vice President Reported ****	Months Since Last Activity Report ***	Account Balance	Donations for current Fiscal Year		
			Number of times on status quo within last two years		If below 15 members appears				If net loss is greater than 20% appears			If no report in 3 months appears in	When more than one year appears in	Number of repeat terms		Notes the officers that do not have an active	If no report at 12 months appears in red			
8179	SOUTH JEFFERSON	11/02/1950	Active		21	0	1	-1	-4.55%	25	2	4			N	0		\$389.00		
Exc Award (06/30/2018, 06/30/2020, 06/30/2021)																				
8167	SOUTH LEWIS L C	04/10/1947	Active		24	2	1	1	4.35%	24	2	0		2		VP	0	\$64.00		
Exc Award (06/30/2021, 06/30/2023)																				
130655	Syracuse CVR	04/06/2017	Active		11	0	8	-8	-42.11%	19	3	2			R	M,SC	4	\$10.00		
8244	SYRACUSE EASTWOOD	05/29/1947	Active		9	0	3	-3	-25.00%	16	20	1		8	R	M,SC	4			
8243	SYRACUSE HOST	04/04/1924	Active		31	9	5	4	14.81%	28	10	1			N		0	\$2,350.00		
Exc Award (06/30/2020, 06/30/2022, 06/30/2023)																				
140895	Syracuse Upstate Diabetes	02/14/2020	Active		12	0	0	0	0.00%	12		7		2		VP,SC	24+	\$10.00		
8181	TOWN OF BROWNVILLE	11/19/1958	Active		12	1	0	1	9.09%	11		2		8	R	VP,SC	5	\$15.00		
8250	WALTON	05/20/1964	Active		14	0	10	-10	-41.67%	24	10	6			N	M,SC	8	\$122.00		
8186	WATERTOWN	08/12/1938	Active		9	4	2	2	28.57%	7	6	0			IP	SC	2	90+ Days \$25.00		
8251	WEST CORNERS	02/28/1962	Active		16	0	0	0	0.00%	16		7				VP,SC	4	\$24.00		
8253	WINDSOR	09/25/1947	Active		20	0	0	0	0.00%	20		8			N	SC	1	\$340.00		
Exc Award (06/30/2022)																				
Current Total Clubs Count	YTD New Clubs Count	YTD Cancelled Clubs Count	YTD Net Club Gain	Current Total Members Count	YTD Add	YTD Drop	YTD Net Growth	YTD Net Growth %	Member Count 12 Months Ago	Average Member Count Per Club	% of Clubs with less than 20 members	% No MMR in 3 Months	% No Officer Report in 12 Months	% of Clubs with balance 90+ days	Number of Clubs in Status Quo	% Status Quo Clubs in Financial Suspension	Number of Cancelled Clubs	Average Cancelled Club Age	Members Lost Due to Cancellation	% of Clubs Cancelled for Non-Financial Reasons
48	0	0	0	1,152	84	95	-11	-0.95%	1,196	24	44%	40%	0%	2%	0	0%	0	0	0	0%

* - P - Priority Club. Cancellation Reasons: 1-Objectives/conduct, 2-Non-active club, 5-Non-existing club, 6-Disbanding, 7-Merger, 8-Financial Suspension, 9-District/Multiple District Dues.

** - Abbreviation: P-President, S-Secretary, T-Treasurer, M-Member Chairperson, VP-First Vice President, MC-Communications Chairperson, SC-Service Chairperson

*** - Abbreviation: N/R - Never reported using the Lions Clubs website, N/A - Not applicable, No password registered for the Lions Clubs website.

**** - Abbreviation: N - New, IP - Immediate Past, R - Repeat.



Club Health Assessment for District 20 O through March 2025

Club Number	Club Name	Charter Date	Status	Membership							Reports					Finance	LCIF
				Current Member Count	YTD Members Added	YTD Members Dropped	YTD Net Growth	YTD Net Growth%	Member Count 12 Months Ago	Avg. length of service members	Months Since Last MMR ***	Yrs. Since Last Officer Report	President Rotation	Vice President Reported ****	Months Since Last Activity Report ***	Account Balance	Donations for current Fiscal Year
			Number of times on status quo within last two years	If below 15 members appears				If net loss is greater than 20% appears			If no report in 3 months appears in	When more than one year appears in	Number of repeat terms	Notes the officers that do not have an active	If no report at 12 months appears in red		
Clubs more than two years old																	
8298	AMENIA	10/05/1948	Active	25	2	11	-9	-26.47%	34	24	0			N	SC	3	\$250.00
127183	Beacon Community	03/31/2016	Active	11	1	0	1	10.00%	10		5		3	R	M,SC	6	
8300	BETHEL	06/05/1967	Active	33	0	2	-2	-5.71%	34	12	3		4	N		1	\$400.00
8302	CHATHAM	05/04/1955	Active	35	2	3	-1	-2.78%	36	27	0			N	T,SC	0	\$1,000.00
8303	CORNWALL	09/30/1932	Active	51	3	6	-3	-5.56%	52	31	2			N		0	\$1,650.00
Exc Award (06/30/2024)																	
110423	ELDRED	02/24/2011	Active	16	0	0	0	0.00%	16		12		11	R	M,VP,SC	4	
8305	FLORIDA	05/28/1962	Active	12	1	0	1	9.09%	11		6		11	N	SC	3	\$530.00
68732	GOSHEN	04/21/2003	Active	24	1	7	-6	-20.00%	32	11	0			R	SC	0	\$470.00
Exc Award (06/30/2018)																	
102626	GREATER WASHINGTONVILLE	06/24/2008	Active	5	0	1	-1	-16.67%	6	3	2		5	R	M,SC	0	
8308	GREENWOOD LAKE	11/26/1951	Active	33	15	1	14	73.68%	20	37	0			N		2	\$950.00
Exc Award (06/30/2024)																	
8311	HUDSON	08/20/1941	Active	20	0	0	0	0.00%	22		0		2	R	M,VP,SC	3	\$120.00
8312	HURLEY	04/27/1955	Active	22	3	6	-3	-12.00%	25	19	1		2	R	M,SC	3	\$470.00
8313	HYDE PARK	11/26/1941	Active	14	1	1	0	0.00%	15	26	6		6	R	M	6	\$240.00
8314	JEFFERSONVILLE	04/28/1947	Active	10	0	0	0	0.00%	10		2		23	R	SC	15	\$1,000.00
8316	KINGSTON	05/28/1941	Active	21	2	0	2	10.53%	19		2		10	R	SC	3	
8317	LA GRANGE L C	04/19/1967	Active	24	2	0	2	9.09%	24		0			N	SC	0	\$500.00
Exc Award (06/30/2024)																	
8319	LIBERTY	08/19/1932	Active	15	0	0	0	0.00%	15		11		10	R	SC	4	90+ Days
40107	LUMBERLAND	06/29/1981	Active	30	1	0	1	3.45%	30		5		12	R	M,SC	3	\$400.00
8320	MAMAKATING L C	05/13/1968	Active	15	2	1	1	7.14%	14	2	1		2	R	SC	1	
8321	MARLBORO MILTON	01/30/1947	Active	74	18	0	18	32.14%	57		0			N	SC	0	\$3,325.00
Exc Award (06/30/2022, 06/30/2023, 06/30/2024)																	



Club Health Assessment for District 20 O through March 2025

			Status	Membership							Reports					Finance		LCIF
Club Number	Club Name	Charter Date		Current Member Count	YTD Members Added	YTD Members Dropped	YTD Net Growth	YTD Net Growth%	Member Count 12 Months Ago	Avg. length of service for dropped members	Months Since Last MMR ***	Yrs. Since Last Officer Report	President Rotation	Vice President Reported ****	Months Since Last Activity Report ***	Account Balance	Donations for current Fiscal Year	
			Number of times on status quo within last two years	If below 15 members appears				If net loss is greater than 20% appears			If no report in 3 months appears in	When more than one year appears in	Number of repeat terms	Notes the officers that do not have an active	If no report at 12 months red			
8322	MIDDLETOWN	09/09/1936	Active	61	3	0	3	5.17%	64		2			R	1		\$565.00	
45081	MINISINK VALLEY	06/27/1985	Active	20	13	1	12	150.00%	9	3	0			VP,SC	3			
8325	MONROE	05/02/1961	Active	26	0	0	0	0.00%	25		9		3	R	M,SC	2	\$1,200.00	
Exc Award (06/30/2024)																		
8328	NEW WINDSOR	11/30/1953	Active	4	0	0	0	0.00%	4		21		3	R	M,VP,SC	24+		
8326	NEWBURGH	11/19/1923	Active	22	2	0	2	10.00%	22		4			N		0	\$450.00	
8330	NORTHERN COLUMBIA	12/16/1947	Active	19	1	2	-1	-5.00%	21	42	1			N	SC	8	\$300.00	
8332	OTISVILLE	11/05/1953	Active	13	0	3	-3	-18.75%	16	23	2		11		M,VP,SC	23		
8333	PAWLING	05/04/1955	Active	19	0	2	-2	-9.52%	21	6	0			R	M,SC	0		
46398	PINE BUSH	06/26/1986	Active	26	5	0	5	23.81%	23		1		2	N		1	\$335.00	
8334	PINE PLAINS	10/15/1953	Active	27	2	3	-1	-3.57%	29	27	1			N	M,SC	4	\$100.00	
8336	PLEASANT VALLEY	01/18/1954	Active	29	10	1	9	45.00%	22	0	1			N	M,VP,SC	0	\$750.00	
40355	RHINEBECK	09/25/1981	Active	42	7	0	7	20.00%	34		0		6	R		0	\$1,000.00	
8340	RIP VAN WINKLE	09/17/1953	Active	52	4	2	2	4.00%	50	5	1			N	M,SC	24+		
8342	RONDOUT VALLEY	10/18/1950	Active	29	5	3	2	7.41%	26	43	0		2	N	M,SC	7	\$2,870.00	
8343	SAUGERTIES	10/14/1932	Active	28	3	0	3	12.00%	26		6		4		T,M,VP,SC	0	\$1,450.00	
8344	STANFORD	06/24/1958	Active	18	0	0	0	0.00%	18		17		6	R	SC	24+	\$50.00	
8345	THE TOWN OF DOVER	10/21/1948	Active	48	4	3	1	2.13%	47	4	0		3	R	M,SC	0	\$1,335.00	
Exc Award (06/30/2024)																		
37509	TOWN OF DEERPARK	09/17/1979	Active	11	0	0	0	0.00%	15		9		3	R	VP	2	\$50.00	
8347	TOWN OF ESOPUS	05/23/1955	Active	2	0	0	0	0.00%	2		12		13		S,M,VP,SC	24+		
8354	TOWN OF FALLSBURG L C	03/15/1951	Active	43	0	0	0	0.00%	43		5			N	SC	0	\$200.00	
8348	TOWN OF HIGHLAND	10/28/1953	Active	31	2	0	2	6.90%	29		1			R	SC	0	\$50.00	
8352	TOWN OF WOODBURY	02/08/1962	Active	21	0	2	-2	-8.70%	24	26	1			N	M,SC	2	\$1,000.00	
34627	TRI-VALLEY	11/18/1977	Active	45	4	2	2	4.65%	42	25	0		4	R	SC	0	\$335.00	



Club Health Assessment for District 20 O through March 2025

			Status		Membership						Reports					Finance		LCIF		
Club Number	Club Name	Charter Date			Current Member Count	YTD Members Added	YTD Members Dropped	YTD Net Growth	YTD Net Growth%	Member Count 12 Months Ago	Avg. length of service for dropped members	Months Since Last MMR ***	Yrs. Since Last Officer Report	President Rotation	Vice President Reported ****	Months Since Last Activity Report ***	Account Balance	Donations for current Fiscal Year		
			Number of times on status quo within last two years		If below 15 members appears				If net loss is greater than 20% appears			If no report in 3 months appears in	When more than one year appears in	Number of repeat terms		Notes the officers that do not have an active	If no report at 12 months appears in red			
33421	TUSTEN L C	03/15/1977	Active		4	0	0	0	0.00%	4		9		15	N SC	24+				
8356	WALLKILL	03/30/1955	Active		40	5	1	4	11.11%	38	24	0		2	R M,SC	3		\$300.00		
8358	WARWICK	12/13/1948	Active		44	6	1	5	12.82%	45	56	0		2	R	0		\$2,571.00		
Current Total Clubs Count	YTD New Clubs Count	YTD Cancelled Clubs Count	YTD Net Club Gain	Current Total Members Count	YTD Add	YTD Drop	YTD Net Growth	YTD Net Growth %	Member Count 12 Months Ago	Average Member Count Per Club	% of Clubs with less than 20 members	% No MMR in 3 Months	% No Officer Report in 12 Months	% of Clubs with balance 90+ days	Number of Clubs in Status Quo	% Status Quo Clubs in Financial Suspension	Number of Cancelled Clubs	Average Cancelled Club Age	Members Lost Due to Cancellation	% of Clubs Cancelled for Non-Financial Reasons
46	0	0	0	1,214	130	65	65	5.66%	1,181	26	35%	35%	0%	2%	0	0%	0	0	0	0%

* - P - Priority Club. Cancellation Reasons: 1-Objectives/conduct, 2-Non-active club, 5-Non-existing club, 6-Disbanding, 7-Merger, 8-Financial Suspension, 9-District/Multiple District Dues.

** - Abbreviation: P-President, S-Secretary, T-Treasurer, M-Member Chairperson, VP-First Vice President, MC-Communications Chairperson, SC-Service Chairperson

*** - Abbreviation: N/R - Never reported using the Lions Clubs website, N/A - Not applicable, No password registered for the Lions Clubs website.

**** - Abbreviation: N - New, IP - Immediate Past, R - Repeat.



Club Health Assessment for District 20 R1 through March 2025

			Status	Membership							Reports					Finance		LCIF
Club Number	Club Name	Charter Date		Current Member Count	YTD Members Added	YTD Members Dropped	YTD Net Growth	YTD Net Growth%	Member Count 12 Months Ago	Avg. length of service for dropped members	Months Since Last MMR ***	Yrs. Since Last Officer Report	President Rotation	Vice President Reported ****	Months Since Last Activity Report ***	Account Balance	Donations for current Fiscal Year	
			Number of times on status quo within last two years	If below 15 members appears			If net loss is greater than 20% appears				If no report in 3 months appears in		When more than one year appears in	Number of repeat terms	Notes the officers that do not have an active	If no report at 12 months appears in red		
Clubs less than two years old																		
154408	Rockland Centennial Hybrid	05/17/2023	Active	30	8	1	7	30.43%	25	0	0			N	M,SC	3		\$1,100.00
Clubs more than two years old																		
8379	ARMONK	08/29/1939	Active	18	0	0	0	0.00%	20		6		3	R	M,SC	24+		
8360	BEDFORD HILLS	05/31/1939	Active	21	0	1	-1	-4.55%	22	62	3		4	R		1		
Exc Award (06/30/2021)																		
8361	BEDFORD VILLAGE	12/11/1946	Active	23	0	0	0	0.00%	25		7		14	R	M,VP,SC	15		
8362	BLAUVELT	05/28/1953	Active	39	6	1	5	14.71%	35	2	0			N	SC	2		\$2,150.00
Exc Award (06/30/2024)																		
8363	BREWSTER	03/15/1927	Active	9	0	0	0	0.00%	13		7		8		M,VP,SC	18	90+ Days	
38283	CARMEL KENT L C	04/08/1980	Active	14	0	2	-2	-12.50%	16	23	0				M,VP,SC	1		\$50.00
8377	CLARKSTOWN	05/26/1959	Active(1)	11	2	2	0	0.00%	11	3	2				M,VP	20		\$2,710.00
8366	COLD SPRING	01/06/1939	Active	21	1	6	-5	-19.23%	26	6	3			N	T,M,SC	24+		\$500.00
8368	CROTON ON HUDSON	10/26/1939	Active	31	13	8	5	19.23%	21	9	0		2	N	VP,SC	3		\$1,120.00
8370	HENDRICK HUDSON	01/07/1954	Active	21	0	0	0	0.00%	23		8			R		16		\$50.00
8373	LEWISBORO L C	03/05/1958	Active	43	1	1	0	0.00%	42	5	4		7	N	SC	1		
8376	MOUNT KISCO	11/23/1925	Active	30	6	4	2	7.14%	24	9	5				M,VP,SC	0		
Exc Award (06/30/2024)																		
30233	NORTH ROCKLAND	02/17/1975	Active	12	0	0	0	0.00%	12		7		2	R	M,SC	3		\$250.00
8380	NORTH SALEM	10/16/1967	Active	35	6	0	6	20.69%	29		2			R	M,SC	12		\$1,000.00
8384	PEARL RIVER	06/09/1949	Active	34	3	0	3	9.68%	29		0			R		0		\$3,282.00
Exc Award (06/30/2017, 06/30/2018, 06/30/2020)																		
8385	PEEKSKILL	05/09/1934	Active	9	0	1	-1	-10.00%	10	42	3		12	R	M,SC	20		
123415	Piermont	10/23/2014	Cancelled(8*)	0	0	11	-11	-100.00%	11	9	0	1	None		P,S,T,M,VP SC	24+	90+ Days	
8386	PLEASANTVILLE	12/23/1930	Active	46	2	0	2	4.55%	42		6				S,M,VP,SC	24+		\$25.00
8374	RAMAPO	10/13/1964	Active	15	0	0	0	0.00%	15		6		2		M,VP,SC	7	90+ Days	



Club Health Assessment for District 20 R1 through March 2025

			Status	Membership							Reports					Finance	LCIF	
Club Number	Club Name	Charter Date		Current Member Count	YTD Members Added	YTD Members Dropped	YTD Net Growth	YTD Net Growth%	Member Count 12 Months Ago	Avg. length of service for dropped members	Months Since Last MMR ***	Yrs. Since Last Officer Report	President Rotation	Vice President Reported ****	Months Since Last Activity Report ***	Account Balance	Donations for current Fiscal Year	
			Number of times on status quo within last two years	If below 15 members appears				If net loss is greater than 20% appears			If no report in 3 months appears in	When more than one year appears in	Number of repeat terms	Notes the officers that do not have an active	If no report at 12 months appears in red			
78171	ROCKLAND INDO-AMERICAN	01/30/2004	P- Active(1)	0	0	0	0	0.00%	0		16	1	None	P,S,T,M,VP SC	24+			
	Exc Award (06/30/2017)																	
8388	SOMERS	06/21/1966	Active	117	6	7	-1	-0.85%	117	12	1			N	SC	5	90+ Days	\$100.00
	Exc Award (06/30/2023)																	
8391	STONY POINT	10/04/1944	Active(2)	18	19	19	0	0.00%	18	24	2		4		M,VP,SC	24+		
8392	SUFFERN	12/06/1939	Active	9	0	3	-3	-25.00%	13	1	3		4	R	SC	0		\$200.00
8393	THORNWOOD	01/26/1956	Active(1)	17	5	6	-1	-5.56%	18	19	5				P,T,M,VP,SC	24+	90+ Days	
8394	VALHALLA	10/24/1963	Active	25	0	0	0	0.00%	25		7			N		0		\$360.00
8397	YORKTOWN	11/29/1960	Active	56	3	4	-1	-1.75%	57	21	2		3	N	SC	0		\$1,150.00

Clubs Cancelled Previous Fiscal Year – Clubs Cancelled within last 12 months may be reinstated

Club Number	Club Name	Charter Date	Current Status*	Cancellation Date
131108	Mahopac	06/27/2017	Cancelled(8*)	06/29/2024
133600	Rockland Universal	01/10/2018	Cancelled(8*)	06/29/2024

Current Total Clubs Count	YTD New Clubs Count	YTD Cancelled Clubs Count	YTD Net Club Gain	Current Total Members Count	YTD Add	YTD Drop	YTD Net Growth	YTD Net Growth %	Member Count 12 Months Ago	Average Member Count Per Club	% of Clubs with less than 20 members	% No MMR in 3 Months	% No Officer Report in 12 Months	% of Clubs with balance 90+ days	Number of Clubs in Status Quo	% Status Quo Clubs in Financial Suspension	Number of Cancelled Clubs	Average Cancelled Club Age	Members Lost Due to Cancellation	% of Clubs Cancelled for Non-Financial Reasons
26	0	1	-1	704	81	77	4	0.57%	699	27	42%	62%	4%	15%	0	0%	1	24	11	-200%

* - P - Priority Club. Cancellation Reasons: 1-Objectives/conduct, 2-Non-active club, 5-Non-existing club, 6-Disbanding, 7-Merger, 8-Financial Suspension, 9-District/Multiple District Dues.

** - Abbreviation: P-President, S-Secretary, T-Treasurer, M-Member Chairperson, VP-First Vice President, MC-Communications Chairperson, SC-Service Chairperson

*** - Abbreviation: N/R - Never reported using the Lions Clubs website, N/A - Not applicable, No password registered for the Lions Clubs website.

**** - Abbreviation: N - New, IP - Immediate Past, R - Repeat.



Club Health Assessment for District 20 R2 through March 2025

			Status	Membership							Reports					Finance		LCIF	
Club Number	Club Name	Charter Date		Current Member Count	YTD Members Added	YTD Members Dropped	YTD Net Growth	YTD Net Growth%	Member Count 12 Months Ago	Avg. length of service for dropped members	Months Since Last MMR ***	Yrs. Since Last Officer Report	President Rotation	Vice President Reported ****	Months Since Last Activity Report ***	Account Balance	Donations for current Fiscal Year		
			Number of times on status quo within last two years	If below 15 members appears						If net loss is greater than 20% appears			If no report in 3 months appears in	When more than one year appears in	Number of repeat terms	Notes the officers that do not have an active	If no report at 12 months appears in red		
Clubs less than two years old																			
156452	New York Agape Foundation	11/10/2023	Active	20	23	23	0	0.00%	23	1	0		2		S,T,M,VP,SC	1	90+ Days		
Clubs more than two years old																			
8404	ARDSLEY-DOBBS FERRY-I -T R L C	06/06/1949	Active(2)	6	0	0	0	0.00%	6		19		6		S,VP,SC	24+	90+ Days	\$20.00	
8410	LARCHMONT MAMARONECK	09/28/1923	Active	59	7	0	7	13.46%	50		2		2	N		0		\$574.59	
Exc Award (06/30/2022, 06/30/2024)																			
8411	MOUNT VERNON	01/30/1923	Active	14	0	1	-1	-6.67%	15	34	7		11		M,VP,SC	7		\$100.00	
8412	NEW ROCHELLE	01/03/1923	Active	23	1	3	-2	-8.00%	25	20	0		9	R	SC	0			
105886	NEW YORK ANN SULLIVAN-WHITE PLAINS	06/17/2009	Active	18	3	3	0	0.00%	18	4	0			N	SC	0		\$3,834.60	
33308	NEW YORK ASIAN-AM	02/25/1977	Active(2)	12	0	0	0	0.00%	12		16		7		M,VP,SC	N/R	90+ Days		
123720	New York Bangladeshi American	12/01/2014	Active	160	39	14	25	18.52%	126	5	0			N	T,SC	17		\$6,250.00	
Exc Award (06/30/2022)																			
62565	NEW YORK BARAHONA	12/20/1999	Active	16	0	0	0	0.00%	16		6			N	P,M	0		\$200.00	
Exc Award (06/30/2016, 06/30/2023)																			
8414	NEW YORK BORINQUEN	05/03/1966	Active	20	2	5	-3	-13.04%	25	15	0		2	N	M,VP	1		\$1,100.00	
Exc Award (06/30/2018)																			
150285	New York Builders for Hope	05/26/2022	Active	28	0	0	0	0.00%	28		10				S,T,M,VP,SC	5			
111408	NEW YORK CITY 5TH AVENUE	06/20/2011	Active(2)	10	7	11	-4	-28.57%	14	8	1				S,T,M,VP,SC	N/A	90+ Days		
107309	NEW YORK CITY SUNY OPTOMETRY	01/25/2010	Active	21	12	11	1	5.00%	20	1	5			N	T,M,SC	24+	90+ Days		
47597	NEW YORK COSMOPOLITAN	06/30/1987	Active(1)	23	3	0	3	15.00%	20		0		2	R		24+	90+ Days	\$540.00	
44716	NEW YORK EAGLE	03/20/1985	Active(1)	11	0	3	-3	-21.43%	12	8	3		2		M,VP,SC	2	90+ Days		
Exc Award (06/30/2018)																			
111416	NEW YORK FINANCIAL DISTRICT	06/22/2011	Active(1)	68	1	8	-7	-9.33%	74	3	1		12	N	M,SC	24+	90+ Days	\$50.00	
126255	New York Global Leaders	11/25/2015	Active	24	2	0	2	9.09%	21		3		10	R		24+	90+ Days		
35541	NEW YORK HIGHBRIDGE	05/10/1978	Active	22	0	0	0	0.00%	22		12		2	N	VP	9		\$1,100.00	



Club Health Assessment for District 20 R2 through March 2025

			Status	Membership							Reports					Finance		LCIF
Club Number	Club Name	Charter Date		Current Member Count	YTD Members Added	YTD Members Dropped	YTD Net Growth	YTD Net Growth%	Member Count 12 Months Ago	Avg. length of service for dropped members	Months Since Last MMR ***	Yrs. Since Last Officer Report	President Rotation	Vice President Reported ****	Months Since Last Activity Report ***	Account Balance	Donations for current Fiscal Year	
			Number of times on status quo within last two years	If below 15 members appears				If net loss is greater than 20% appears			If no report in 3 months appears in	When more than one year appears in	Number of repeat terms	Notes the officers that do not have an active	If no report at 12 months appears in red			
8420	NEW YORK HUNTS POINT	11/18/1970	Active	7	0	0	0	0.00%	7		39			M,VP,SC	N/R			
58501	NEW YORK IMPACTO	06/28/1996	Active	57	4	0	4	7.55%	56		0		2	N	0		\$860.00	
	Exc Award (06/30/2018, 06/30/2023)																	
36376	NEW YORK JAPANESE AMERICAN	12/29/1978	Active	19	0	1	-1	-5.00%	21	15	6		2	VP,SC	12		\$2,000.00	
	Exc Award (06/30/2023)																	
29787	NEW YORK KOREAN-AMERICAN	09/25/1974	Active(1)	12	0	0	0	0.00%	13		10		9	VP,SC	24+			
47553	NEW YORK MANILA	06/26/1987	Active	18	0	0	0	0.00%	17		10			N VP,SC	N/R		\$100.00	
152141	New York New Jersey Prominent Hearts	08/05/2022	Active	20	0	6	-6	-23.08%	26	2	3		2	VP,SC	N/R	90+ Days		
8423	NEW YORK PHIL-AM	09/15/1971	Active	269	1	0	1	0.37%	256		3			N	2		\$1,050.00	
	Exc Award (06/30/2020, 06/30/2023)																	
32071	NEW YORK WASHINGTON HTS INWOOD	04/22/1976	Active	17	0	0	0	0.00%	17		9			R M,VP,SC	24+			
8431	RYE CITY	12/12/1927	Active	32	13	3	10	45.45%	24	12	5			N SC	24+			
8434	STATEN ISLAND	10/19/1922	Active	11	2	6	-4	-26.67%	16	3	6		2	R T,M,VP,SC	7	90+ Days	\$776.00	
100044	STATEN ISLAND NORTH STAR	08/20/2007	Active	37	4	6	-2	-5.13%	39	14	3		3	N	0		\$150.00	
	Exc Award (06/30/2016)																	
44624	STATEN ISLAND ROYAL	02/06/1985	Active	9	1	0	1	12.50%	8		7		6	M,VP,SC	24+			
48997	STATEN ISLAND UNITED ASIAN	11/04/1988	Active	18	0	0	0	0.00%	18		8		5	R VP,SC	24+			
8435	THE BRONX	05/16/1923	Active	20	4	1	3	17.65%	15	50	2		2	VP,SC	1			
	Exc Award (06/30/2024)																	
8439	TUCKAHOE EASTCHESTER	06/25/1925	Active	25	3	0	3	13.64%	24		2			R SC	5		\$500.00	
8441	YONKERS	05/22/1922	Active(2)	22	0	0	0	0.00%	22		5			R VP,SC	24+			
59020	YONKERS MILLENNIUM	01/17/1997	Active	45	8	1	7	18.42%	38	12	6			N	8		\$30.00	
	Exc Award (06/30/2016, 06/30/2017, 06/30/2020)																	



Club Health Assessment for District 20 R2 through March 2025

			Status	Membership							Reports				Finance	LCIF	
Club Number	Club Name	Charter Date		Current Member Count	YTD Members Added	YTD Members Dropped	YTD Net Growth	YTD Net Growth%	Member Count 12 Months Ago	Avg. length of service for dropped members	Months Since Last MMR ***	Yrs. Since Last Officer Report	President Rotation	Vice President Reported ****	Months Since Last Activity Report ***	Account Balance	Donations for current Fiscal Year
			Number of times on status quo within last two years	If below 15 members appears				If net loss is greater than 20% appears			If no report in 3 months appears in	When more than one year appears in	Number of repeat terms	Notes the officers that do not have an active	If no report at 12 months appears in red		

Clubs Cancelled Previous Fiscal Year – Clubs Cancelled within last 12 months may be reinstated

Club Number	Club Name	Charter Date	Current Status*	Cancellation Date
8424	NEW YORK PAN AMERICAN	04/18/1970	Cancelled(8*)	06/29/2024

Current Total Clubs Count	YTD New Clubs Count	YTD Cancelled Clubs Count	YTD Net Club Gain	Current Total Members Count	YTD Add	YTD Drop	YTD Net Growth	YTD Net Growth %	Member Count 12 Months Ago	Average Member Count Per Club	% of Clubs with less than 20 members	% No MMR in 3 Months	% No Officer Report in 12 Months	% of Clubs with balance 90+ days	Number of Clubs in Status Quo	% Status Quo Clubs in Financial Suspension	Number of Cancelled Clubs	Average Cancelled Club Age	Members Lost Due to Cancellation	% of Clubs Cancelled for Non-Financial Reasons
35	0	0	0	1,193	140	106	34	2.93%	1,144	34	43%	66%	0%	31%	0	0%	0	0	0	0%

* - P - Priority Club. Cancellation Reasons: 1-Objectives/conduct, 2-Non-active club, 5-Non-existing club, 6-Disbanding, 7-Merger, 8-Financial Suspension, 9-District/Multiple District Dues.

** - Abbreviation: P-President, S-Secretary, T-Treasurer, M-Member Chairperson, VP-First Vice President, MC-Communications Chairperson, SC-Service Chairperson

*** - Abbreviation: N/R - Never reported using the Lions Clubs website, N/A - Not applicable, No password registered for the Lions Clubs website.

**** - Abbreviation: N - New, IP - Immediate Past, R - Repeat.



Club Health Assessment for District 20 K1 through March 2025

			Status	Membership							Reports					Finance		LCIF
Club Number	Club Name	Charter Date		Current Member Count	YTD Members Added	YTD Members Dropped	YTD Net Growth	YTD Net Growth%	Member Count 12 Months Ago	Avg. length of service for dropped members	Months Since Last MMR ***	Yrs. Since Last Officer Report	President Rotation	Vice President Reported ****	Months Since Last Activity Report ***	Account Balance	Donations for current Fiscal Year	
			Number of times on status quo within last two years	If below 15 members appears				If net loss is greater than 20% appears			If no report in 3 months appears in	When more than one year appears in	Number of repeat terms	Notes the officers that do not have an active	If no report at 12 months appears in red			
Clubs less than two years old																		
157398	Brooklyn Together We Stand	05/30/2024	Active	24	4	0	4	20.00%	0		0		3	S,VP,SC	0		\$60.00	
178767	Brooklyn Your Life Matters	09/23/2024	Active	23	24	1	23	100.00%	0	0	2		N	SC	1			
178866	Queens Latinos Americanos	12/12/2024	Active	22	22	0	22	100.00%	0		2			P,VP,SC	1			
Clubs more than two years old																		
134942	Arverne Visionary	06/20/2018	Active	26	4	4	0	0.00%	26	5	5		N		0	90+ Days	\$132.00	
64694	BKLYN RISING STARS O E FLTBUSH Exc Award (06/30/2021)	09/24/2001	Active	15	0	0	0	0.00%	17		9			M,VP,SC	8		\$230.00	
34169	BKLYN STARRETT CITY SPRING CRK	06/30/1977	Active(1)	15	0	0	0	0.00%	12		10	1	None	P,S,T,M,VP SC	3	90+ Days		
103715	BROOKLYN ALPHA Exc Award (06/30/2023)	10/02/2008	Active	17	0	0	0	0.00%	17		6		6	R	SC	0	\$902.00	
8446	BROOKLYN BEDFORD STUYVES Exc Award (06/30/2022, 06/30/2023)	09/09/1970	Active	48	0	0	0	0.00%	48		1		2	R		0	\$2,490.00	
101249	BROOKLYN BRIDGE	02/21/2008	Active	11	1	3	-2	-15.38%	13	16	0			P,VP,SC	5			
8451	BROOKLYN CANARSIE Exc Award (06/30/2023)	02/13/1957	Active(1)	119	13	1	12	11.22%	103	1	2		3	R	VP,SC	1	\$50.00	
8449	BROOKLYN CARIBE	10/15/1973	Active	32	0	0	0	0.00%	31		5		N		5			
48584	BROOKLYN CENTRAL Exc Award (06/30/2021, 06/30/2023)	05/16/1988	Active	47	1	1	0	0.00%	47	4	3		N	M	0		\$1,392.00	
51330	BROOKLYN CLARENDON MEADOWS	02/22/1991	Active(2)	18	0	0	0	0.00%	18		21		None	P,S,T,M,VP SC	8	90+ Days		
41319	BROOKLYN CLINTON HILL	05/17/1982	Active	21	0	0	0	0.00%	20		9		N		6		\$100.00	
32790	BROOKLYN CROWN HEIGHTS Exc Award (06/30/2021, 06/30/2022, 06/30/2023)	10/20/1976	Active	56	0	0	0	0.00%	62		0		R	VP	1		\$1,585.00	
8452	BROOKLYN EAST NEW YORK Exc Award (06/30/2019)	01/07/1957	Active	23	1	0	1	4.55%	23		8		2	R	1		\$1,775.00	
49501	BROOKLYN FARRAGUT	05/18/1989	Active	21	0	0	0	0.00%	21		12		2	R	7	90+ Days		



Club Health Assessment for District 20 K1 through March 2025

			Status	Membership							Reports					Finance	LCIF
Club Number	Club Name	Charter Date		Current Member Count	YTD Members Added	YTD Members Dropped	YTD Net Growth	YTD Net Growth%	Member Count 12 Months Ago	Avg. length of service for dropped members	Months Since Last MMR ***	Yrs. Since Last Officer Report	President Rotation	Vice President Reported ****	Months Since Last Activity Report ***	Account Balance	Donations for current Fiscal Year
			Number of times on status quo within last two years	If below 15 members appears					If net loss is greater than 20% appears			If no report in 3 months appears in	When more than one year appears in	Number of repeat terms	Notes the officers that do not have an active	If no report at 12 months appears in red	
149819	Brooklyn First Responders	02/09/2022	Active	33	1	1	0	0.00%	40	3	0		4	R	6		
130061	Brooklyn Jefferson	02/14/2017	Active	23	3	0	3	15.00%	20		3			VP	0		\$4,216.00
Exc Award (06/30/2023)																	
48918	BROOKLYN KINGS COUNTY	09/30/1988	Active	39	1	2	-1	-2.50%	40	19	1		2	R	0		\$16.00
Exc Award (06/30/2019)														SC			
121657	Brooklyn Leaders	03/25/2014	Active	48	1	9	-8	-14.29%	56	6	6			N	6		\$100.00
Exc Award (06/30/2018, 06/30/2019, 06/30/2020)																	
104021	BROOKLYN METROPOLIS	11/24/2008	Active	60	4	2	2	3.45%	59	6	1			N	6	90+ Days	\$4,582.00
Exc Award (06/30/2019, 06/30/2021, 06/30/2022)																	
52593	BROOKLYN MID BEDFORD HEIGHTS	03/02/1992	Active	37	7	0	7	23.33%	37		0			N	0		\$5,300.00
														VP			
97454	BROOKLYN MIDWOOD	06/30/2006	Active	27	2	0	2	8.00%	24		1			R	1		\$1,327.00
Exc Award (06/30/2019, 06/30/2023, 06/30/2024)																	
108855	BROOKLYN NEW HORIZON	06/30/2010	Active	28	1	0	1	3.70%	27		6		2	N	1		\$1,010.00
Exc Award (06/30/2019, 06/30/2021)																	
108555	BROOKLYN NEW LIFE	06/04/2010	Cancelled(8*)	0	0	6	-6	-100.00%	6	13	3	2	None		1	90+ Days	
														P,S,T,M,VP			
48045	BROOKLYN NEW LOTS	01/15/1988	Active	16	0	0	0	0.00%	17		9		2	R	2		\$163.00
Exc Award (06/30/2021)														SC			
109425	BROOKLYN OUTREACH	09/30/2010	Active	18	2	0	2	12.50%	16		1		4	R	0	90+ Days	\$75.00
Exc Award (06/30/2023)																	
104836	BROOKLYN PACE SETTERS	02/24/2009	Active	29	3	5	-2	-6.45%	31	8	1				0		
Exc Award (06/30/2019)														M,VP			
44353	BROOKLYN PROSPECT HEIGHTS	11/26/1984	Active	19	0	1	-1	-5.00%	20	27	1		None		4		\$100.00
														P,VP,SC			
8463	BROOKLYN SOUTH BROOKLYN	04/03/1958	Active	31	0	0	0	0.00%	29		6		2	R	1		
														M,VP,SC			
52594	BROOKLYN STUY PARK	03/02/1992	Active	28	1	10	-9	-24.32%	37	18	5			N	0	90+ Days	\$785.00
Exc Award (06/30/2019)																	
47405	BROOKLYN SUNSET PARK	06/01/1987	Active	29	3	2	1	3.57%	27	16	0		4	R	2		\$18.00
Exc Award (06/30/2023)																	



Club Health Assessment for District 20 K1 through March 2025

			Status	Membership							Reports					Finance		LCIF
Club Number	Club Name	Charter Date		Current Member Count	YTD Members Added	YTD Members Dropped	YTD Net Growth	YTD Net Growth%	Member Count 12 Months Ago	Avg. length of service for dropped members	Months Since Last MMR ***	Yrs. Since Last Officer Report	President Rotation	Vice President Reported ****	Months Since Last Activity Report ***	Account Balance	Donations for current Fiscal Year	
			Number of times on status quo within last two years	If below 15 members appears				If net loss is greater than 20% appears			If no report in 3 months appears in	When more than one year appears in	Number of repeat terms	Notes the officers that do not have an active	If no report at 12 months appears in red			
107015	BROOKLYN TRANSITION Exc Award (06/30/2018, 06/30/2022)	12/10/2009	Active(1)	16	0	5	-5	-23.81%	21	4	3		5	M,VP,SC	1	90+ Days		
151178	Brooklyn UjimaNia	06/15/2022	Cancelled(8*)	0	0	19	-19	-100.00%	19	2	1	1	None	P,S,T,M,VP SC VP	1	90+ Days		
59707	BROOKLYN VANDERVEER PK-GLENWD Exc Award (06/30/2024)	06/18/1997	Active	30	0	0	0	0.00%	30		5				0		\$1,097.00	
107016	BROOKVILLE Exc Award (06/30/2018, 06/30/2020, 06/30/20)	12/10/2009	Active	34	2	3	-1	-2.86%	35	5	2		N		0		\$1,292.00	
8466	CORONA	04/21/1942	Active(2)	7	0	0	0	0.00%	7		13	1	None	P,S,T,M,VP SC	21	90+ Days		
60116	EAST ELMHURST COLOMBIA	12/01/1997	Active	15	0	0	0	0.00%	15		6		2	R	7			
58580	FAR ROCKAWAY	07/09/1996	Active(2)	15	2	0	2	15.38%	14		5			N	SC	6		
8468	FLUSHING	10/30/1922	Active	11	0	0	0	0.00%	11		23		2	S,T,M,VP,SC	14	90+ Days		
47379	FLUSHING CENTRAL Exc Award (06/30/2016, 06/30/2019, 06/30/20)	05/28/1987	Active	70	0	2	-2	-2.78%	63	13	0			N	SC	6		
59406	HOLLIS Exc Award (06/30/2018, 06/30/2020)	04/24/1997	Active	38	4	4	0	0.00%	38	12	3			N	0		\$50.00	
38576	LAURELTON	06/16/1980	Active	33	5	0	5	17.86%	32		3			N	0		\$3,200.00	
8477	LONG ISLAND CITY-ASTORIA LC	09/22/1921	Active	10	0	4	-4	-28.57%	14	6	7		None	P,M,VP	3	90+ Days		
146486	Marine Park Exc Award (06/30/2022, 06/30/2024)	06/03/2021	Active	39	4	2	2	5.41%	34	5	0		2	N	0		\$150.00	
35721	MASPETH Exc Award (06/30/2022, 06/30/2023)	06/15/1978	Active	50	0	3	-3	-5.66%	52	4	1			N	SC	1	\$1,000.00	
8462	MILL BASIN BERGEN BEACH (Brooklyn)	02/16/1967	Active(1)	28	28	0	28	100.00%	0		0		2	M,VP,SC	1			
142597	Ozone Park Howard Beach Woodhaven	10/06/2020	Active(1)	96	1	20	-19	-16.52%	118	2	0		5	R	S,T,M,VP,SC	3	90+ Days	
127175	Queens Buddha	03/29/2016	Active(1)	24	2	0	2	9.09%	23		5			R	M	1	\$3,005.00	
125012	Queens Centennial Exc Award (06/30/2018, 06/30/2020, 06/30/20)	06/07/2015	Active(1)	7	0	0	0	0.00%	10		7		3	VP	3	90+ Days		



Club Health Assessment for District 20 K1 through March 2025

			Status	Membership							Reports					Finance		LCIF
Club Number	Club Name	Charter Date		Current Member Count	YTD Members Added	YTD Members Dropped	YTD Net Growth	YTD Net Growth%	Member Count 12 Months Ago	Avg. length of service for dropped members	Months Since Last MMR ***	Yrs. Since Last Officer Report	President Rotation	Vice President Reported ****	Months Since Last Activity Report ***	Account Balance	Donations for current Fiscal Year	
			Number of times on status quo within last two years	If below 15 members appears					If net loss is greater than 20% appears			If no report in 3 months appears in	When more than one year appears in	Number of repeat terms	Notes the officers that do not have an active	If no report at 12 months appears in red		
68803	QUEENS COLOMBIA	05/05/2003	Active	16	2	2	0	0.00%	16	37	5		2	R	0		\$140.00	
Exc Award (06/30/2022, 06/30/2023, 06/30/2024)																		
137394	Queens Community	03/14/2019	Active	51	7	3	4	8.51%	54	4	0		7	N	SC	6	90+ Days	
Exc Award (06/30/2020, 06/30/2021, 06/30/2022)																		
140062	Queens KTM	11/06/2019	Active	18	3	2	1	5.88%	17	3	4		4		S,T,M,VP,SC	1	90+ Days	
Exc Award (06/30/2023)																		
103852	QUEENS LAS AMERICAS	10/28/2008	Active	30	0	4	-4	-11.76%	31	8	0			N	VP,SC	2	\$100.00	
131456	Queens Latinos Unidos	06/26/2017	Active	10	0	0	0	0.00%	11		9		3	R		5	90+ Days	
147749	Queens United	07/28/2021	Active	29	4	6	-2	-6.45%	31	3	3		2	R		5		
Exc Award (06/30/2023)																		
52319	QUEENS VILLAGE	12/26/1991	Active	20	0	1	-1	-4.76%	21	33	1		2		VP	3	\$52.00	
8481	REGO PARK-FOREST HILLS	03/29/1949	Active	26	2	2	0	0.00%	26	9	5			R	T,M	3	\$120.00	
117217	RICHMOND HILL-SOUTH OZONE PARK	06/21/2012	Active	101	13	0	13	14.77%	102		4		2	R	SC	6	\$1,220.00	
Exc Award (06/30/2019, 06/30/2020, 06/30/2021)																		
8483	RIDGEWOOD-GLENDALE-MI DDLE VILL	10/15/1929	Active	14	0	0	0	0.00%	14		10		13	R	M,VP,SC	1		
106004	ROSEDALE	06/24/2009	Active	16	0	0	0	0.00%	16		0		2		M,VP	0		
53617	SOUTH OZONE PK EMPIRE CTY MEDI	08/27/1992	Active	24	0	0	0	0.00%	24		23			N	T	1	90+ Days	
105073	SPRINGFIELD GARDENS	03/23/2009	Active	13	0	0	0	0.00%	13		5		2	R		1	\$265.00	
Exc Award (06/30/2017, 06/30/2018, 06/30/2019)																		
48340	ST ALBANS	03/25/1988	Active	23	0	0	0	0.00%	25		3			R		0		
Exc Award (06/30/2019, 06/30/2021, 06/30/2022)																		
8478	UNIVERSAL RAVENSWOOD	02/13/1958	Active	11	0	0	0	0.00%	11		8		3	R	M,SC	7		
39957	WINTHROP INC	05/29/1981	Active	46	4	0	4	9.52%	33		0			N	SC	3	\$567.00	
Exc Award (06/30/2023, 06/30/2024)																		
34628	WOODSIDE INTERAMERICAN	11/07/1977	Active	22	0	2	-2	-8.33%	27	2	0			N		1	\$75.00	
Exc Award (06/30/2019, 06/30/2022, 06/30/2023)																		



Club Health Assessment for District 20 K1 through March 2025

			Status	Membership						Reports					Finance	LCIF	
Club Number	Club Name	Charter Date		Current Member Count	YTD Members Added	YTD Members Dropped	YTD Net Growth	YTD Net Growth%	Member Count 12 Months Ago	Avg. length of service members	Months Since Last MMR ***	Yrs. Since Last Officer Report	President Rotation	Vice President Reported ****	Months Since Last Activity Report ***	Account Balance	Donations for current Fiscal Year
			Number of times on status quo within last two years	If below 15 members appears				If net loss is greater than 20% appears			If no report in 3 months appears in	When more than one year appears in	Number of repeat terms	Notes the officers that do not have an active	If no report at 12 months appears in red		

Clubs Cancelled Previous Fiscal Year – Clubs Cancelled within last 12 months may be reinstated

Club Number	Club Name	Charter Date	Current Status*	Cancellation Date
8455	BROOKLYN GREENPOINT WILLIAMSBURG	12/14/1939	Cancelled(8*)	08/29/2023
109323	BROOKLYN HEALTH EDUCATORS	09/24/2010	Cancelled(8*)	06/29/2024
52623	BROOKLYN REMSEN-BROWNSVILLE	03/12/1992	Cancelled(8*)	12/29/2023
104779	ELMHURST QUEEN OF HEARTS	02/23/2009	Cancelled(8*)	06/29/2024
148730	Queens Elite	10/25/2021	Cancelled(8*)	06/29/2024
127178	Queens Nepalese	03/31/2016	Cancelled(6*)	02/29/2024

Current Total Clubs Count	YTD New Clubs Count	YTD Cancelled Clubs Count	YTD Net Club Gain	Current Total Members Count	YTD Add	YTD Drop	YTD Net Growth	YTD Net Growth %	Member Count 12 Months Ago	Average Member Count Per Club	% of Clubs with less than 20 members	% No MMR in 3 Months	% No Officer Report in 12 Months	% of Clubs with balance 90+ days	Number of Clubs in Status Quo	% Status Quo Clubs in Financial Suspension	Number of Cancelled Clubs	Average Cancelled Club Age	Members Lost Due to Cancellation	% of Clubs Cancelled for Non-Financial Reasons
66	2	2	0	1,996	182	132	50	2.57%	1,952	30	33%	58%	3%	26%	0	0%	2	86	25	-250%

* - P - Priority Club. Cancellation Reasons: 1-Objectives/conduct, 2-Non-active club, 5-Non-existing club, 6-Disbanding, 7-Merger, 8-Financial Suspension, 9-District/Multiple District Dues.

** - Abbreviation: P-President, S-Secretary, T-Treasurer, M-Member Chairperson, VP-First Vice President, MC-Communications Chairperson, SC-Service Chairperson

*** - Abbreviation: N/R - Never reported using the Lions Clubs website, N/A - Not applicable, No password registered for the Lions Clubs website.

**** - Abbreviation: N - New, IP - Immediate Past, R - Repeat.



Club Health Assessment for District 20 K2 through March 2025

			Status	Membership							Reports					Finance		LCIF
Club Number	Club Name	Charter Date		Current Member Count	YTD Members Added	YTD Members Dropped	YTD Net Growth	YTD Net Growth%	Member Count 12 Months Ago	Avg. length of service for dropped members	Months Since Last MMR ***	Yrs. Since Last Officer Report	President Rotation	Vice President Reported ****	Months Since Last Activity Report ***	Account Balance	Donations for current Fiscal Year	
			Number of times on status quo within last two years	If below 15 members appears				If net loss is greater than 20% appears			If no report in 3 months appears in	When more than one year appears in	Number of repeat terms	Notes the officers that do not have an active	If no report at 12 months appears in red			
Clubs less than two years old																		
172287	Long Island Italian American	06/22/2024	Active	30	5	0	5	20.00%	0		2		2	N	0		\$150.00	
Clubs more than two years old																		
8489	BALDWIN	04/07/1947	P- Active(1)	19	2	0	2	11.76%	13		3		2	R	M,SC	5		
8490	BELLMORE	01/22/1947	Active	53	1	2	-1	-1.85%	57	7	0		11	R	M,VP,SC	4	\$100.00	
68945	EASTERN	06/17/2003	Active	13	2	0	2	18.18%	10		6		2	R	M,SC	4	\$1,203.33	
8495	FLORAL PARK	03/03/1925	Active	65	4	7	-3	-4.41%	70	13	0		2	R		0	\$37,851.17	
Exc Award (06/30/2019, 06/30/2022)																		
8496	FRANKLIN SQUARE	02/04/1947	Active(1)	16	0	1	-1	-5.88%	18	62	3		23	R	VP,SC	14		
8497	FREEPORT	10/27/1955	Cancelled(8*)	0	0	17	-17	-100.00%	17	7	7		None		P,S,T,M,VP SC	15	90+ Days	
62770	GLEN COVE NORTH SHORE	02/11/2000	Active	22	0	1	-1	-4.35%	25	33	1		15	R	SC	21	90+ Days \$100.00	
8500	GREAT NECK	07/11/1935	Cancelled(8*)	0	0	6	-6	-100.00%	6	4	16		None		P,S,T,M,VP SC	24	90+ Days	
8399	HAMILTON	05/12/1946	Active	61	5	0	5	8.93%	56		0		2	N	M	0	\$2,149.84	
Exc Award (06/30/2020, 06/30/2023, 06/30/20)																		
66744	HEMPSTEAD	10/31/2002	Cancelled(8*)	0	0	8	-8	-100.00%	8	4	24		None		P,S,T,M,VP SC	24+	90+ Days	
38034	JERICHO-BROOKVILLE	02/04/1980	Active	24	1	2	-1	-4.00%	26	4	3		2	R		3	\$2,100.00	
Exc Award (06/30/2018, 06/30/2020, 06/30/20)																		
8507	LEVITTOWN	05/18/1950	Active	10	5	9	-4	-28.57%	16	16	2		3	R	SC	0	\$50.00	
8508	LONG BEACH	06/16/1926	Active	42	4	5	-1	-2.33%	41	15	3		5	N	T,M,SC	0		
137360	Long Island Indo American	02/06/2019	Active	129	31	11	20	18.35%	139	3	0			R	VP,SC	1		
Exc Award (06/30/2024)																		
51042	LONG ISLAND PORTUGUESE	11/02/1990	Active	93	0	0	0	0.00%	93		2			N	M	3	\$10,460.00	
Exc Award (06/30/2019)																		
151499	Long Island Pride	06/27/2022	Active	33	8	7	1	3.13%	48	1	0		3	R		0	\$1,000.00	
Exc Award (06/30/2023)																		
104737	MERRICK	02/11/2009	Active	2	0	13	-13	-86.67%	15	15	2				M,VP,SC	11	\$3,250.00	
8514	MINEOLA	05/07/1952	Active	58	1	3	-2	-3.33%	58	7	0		2	R	M,SC	1	90+ Days	



Club Health Assessment for District 20 K2 through March 2025

			Status	Membership							Reports					Finance		LCIF
Club Number	Club Name	Charter Date		Current Member Count	YTD Members Added	YTD Members Dropped	YTD Net Growth	YTD Net Growth%	Member Count 12 Months Ago	Avg. length of service for dropped members	Months Since Last MMR ***	Yrs. Since Last Officer Report	President Rotation	Vice President Reported ****	Months Since Last Activity Report ***	Account Balance	Donations for current Fiscal Year	
			Number of times on status quo within last two years	If below 15 members appears				If net loss is greater than 20% appears			If no report in 3 months appears in	When more than one year appears in	Number of repeat terms		Notes the officers that do not have an active	If no report at 12 months appears in red		
121497	Nassau Central	03/05/2014	Active(1)	23	7	29	-22	-48.89%	55	4	1			R	M,SC	6		
8503	NASSAU COUNTY MEDICAL	02/05/1948	Cancelled(6*)	0	0	14	-14	-100.00%	18	6	7		None		P,S,T,M,VP SC	24+		
8515	NEW HYDE PARK	01/24/1944	Active	37	0	0	0	0.00%	37		7		8		M,VP,SC	12		
47600	NEW HYDE PARK NORTH	06/30/1987	Active	53	4	5	-1	-1.85%	51	6	0			N		2		\$1,420.00
	Exc Award (06/30/2018, 06/30/2019, 06/30/20																	
8517	OYSTER BAY	03/11/1948	Active	36	2	4	-2	-5.26%	40	8	1		None		P,T,M,VP,SC	24+		\$1,000.00
46279	PAGET	06/13/1986	Active	16	0	2	-2	-11.11%	18	23	5		3		P,VP,SC	3		\$833.33
8519	PLAINVIEW BETHPAGE	10/27/1957	Active	23	4	0	4	21.05%	25		0		2		T,M,VP,SC	1		\$200.00
8521	PORT WASHINGTON	12/17/1924	Active	26	0	3	-3	-10.34%	29	28	2		9	N	M,SC	0		
8522	ROCKVILLE CENTRE	01/30/1934	Active	88	8	1	7	8.64%	79	0	0		2	R	M	2		\$4,623.67
	Exc Award (06/30/2022, 06/30/2024)																	
42765	SEA CLIFF GLEN HEAD	06/27/1983	Active	20	2	8	-6	-23.08%	26	6	7				S,M,VP,SC	24+		
8525	SEAFORD	01/29/1952	Active	55	4	19	-15	-21.43%	70	11	0			N	M,SC	0		\$4,400.00
149473	South Nassau Spectacular ASD	12/30/2021	Active(1)	8	0	0	0	0.00%	8		7		2		M,VP,SC	14		
8512	THE MASSAPEQUAS	10/26/1950	Active	52	16	6	10	23.81%	30	3	0			IP	M	0		\$1,250.00
8530	VALLEY STREAM	01/21/1948	Active(2)	15	7	9	-2	-11.76%	17	12	0			N		3		
48471	WANTAGH	04/22/1988	Active	30	5	1	4	15.38%	29	10	2		2	R	M,SC	2		\$50.00
8532	WEST HEMPSTEAD	03/04/1947	Active	31	0	4	-4	-11.43%	34	5	0			N	M	1		\$1,300.00
	Exc Award (06/30/2021, 06/30/2022, 06/30/20																	
151511	Westbury-Carle Place	06/23/2022	Active(1)	1	0	8	-8	-88.89%	9	3	3				T,M,VP,SC	24+		

Clubs Cancelled Previous Fiscal Year – Clubs Cancelled within last 12 months may be reinstated

Club Number	Club Name	Charter Date	Current Status*	Cancellation Date
132925	Long Island Visionary	01/26/2018	Cancelled(8*)	12/29/2023
8513	MASSAPEQUA PARK	05/07/1956	Cancelled(7*)	06/29/2024
152611	Nassau Central Nepalese	11/10/2022	Cancelled(8*)	06/29/2024



Club Health Assessment for District 20 K2 through March 2025

Club Number			Club Name			Charter Date			Status					Membership					Reports					Finance		LCIF
									Current Member Count	YTD Members Added	YTD Members Dropped	YTD Net Growth	YTD Net Growth%	Member Count 12 Months Ago	Avg. length of service for dropped members	Months Since Last MMR ***	Yrs. Since Last Officer Report	President Rotation	Vice President Reported ****	Months Since Last Activity Report ***	Account Balance	Donations for current Fiscal Year				
									Number of times on status quo within last two years	If below 15 members appears			If net loss is greater than 20% appears			If no report in 3 months appears in		When more than one year appears in	Number of repeat terms	Notes the officers that do not have an active		If no report at 12 months appears in red				
Current Total Clubs Count	YTD New Clubs Count	YTD Cancelled Clubs Count	YTD Net Club Gain	Current Total Members Count	YTD Add	YTD Drop	YTD Net Growth	YTD Net Growth %	Member Count 12 Months Ago	Average Member Count Per Club	% of Clubs with less than 20 members	% No MMR in 3 Months	% No Officer Report in 12 Months	% of Clubs with balance 90+ days	Number of Clubs in Status Quo	% Status Quo Clubs in Financial Suspension	Number of Cancelled Clubs	Average Cancelled Club Age	Members Lost Due to Cancellation	% of Clubs Cancelled for Non-Financial Reasons						
32	0	4	-4	1,184	128	205	-77	-6.11%	1,291	37	28%	31%	0%	6%	0	0%	4	83	45	-25%						

* - P - Priority Club. Cancellation Reasons: 1-Objectives/conduct, 2-Non-active club, 5-Non-existing club, 6-Disbanding, 7-Merger, 8-Financial Suspension, 9-District/Multiple District Dues.

** - Abbreviation: P-President, S-Secretary, T-Treasurer, M-Member Chairperson, VP-First Vice President, MC-Communications Chairperson, SC-Service Chairperson

*** - Abbreviation: N/R - Never reported using the Lions Clubs website, N/A - Not applicable, No password registered for the Lions Clubs website.

**** - Abbreviation: N - New, IP - Immediate Past, R - Repeat.




Club Health Assessment for District 20 S through March 2025

			Status	Membership							Reports					Finance		LCIF
Club Number	Club Name	Charter Date		Current Member Count	YTD Members Added	YTD Members Dropped	YTD Net Growth	YTD Net Growth%	Member Count 12 Months Ago	Avg. length of service for dropped members	Months Since Last MMR ***	Yrs. Since Last Officer Report	President Rotation	Vice President Reported ****	Months Since Last Activity Report ***	Account Balance	Donations for current Fiscal Year	
			Number of times on status quo within last two years	If below 15 members appears			If net loss is greater than 20% appears				If no report in 3 months appears in	When more than one year appears in	Number of repeat terms	Notes the officers that do not have an active		If no report at 12 months appears in red		
Clubs more than two years old																		
137557	Amityville	04/05/2019	Active(4)	11	0	0	0	0.00%	11		9		None	P,S,T,M,VP SC	24+	90+ Days		
8534	BABYLON	10/14/1936	Active	48	0	2	-2	-4.00%	49	44	2			N	T,VP,SC	4	\$220.00	
8536	BAY SHORE	10/08/1931	Active	74	3	7	-4	-5.13%	78	29	2			N	SC	4	\$1,040.00	
65254	BAYPORT BLUE POINT COMMUNITY	04/02/2002	Active	12	0	1	-1	-7.69%	13	3	8		13		M,VP,SC	24+	\$100.00	
8538	BLUE POINT BAYPORT	01/24/1968	Active(2)	7	0	0	0	0.00%	5		11		8		M,VP,SC	24+		
42645	BRENTWOOD NY ISLANDERS	05/31/1983	Active	16	1	0	1	6.67%	14		4				S,T,M,VP,SC	5	\$150.00	
8541	BRIDGEHAMPTON	04/23/1948	Active(1)	16	0	0	0	0.00%	16		9		3		M,VP,SC	4		
58503	BROOKHAVEN GREAT SOUTH BAY Exc Award (06/30/2017, 06/30/2023)	06/24/1996	Active	29	11	5	6	26.09%	31	18	0			IP	SC	0	\$740.00	
8544	CENTRAL ISLIP	12/14/1945	Active	12	2	0	2	20.00%	10		8		2	R	M,SC	4	\$340.00	
8545	COLD SPRING HARBOR	02/04/1954	Active	16	0	0	0	0.00%	14		7		5		VP,SC	4		
8548	CUTCHOQUE	05/14/1970	Active	21	4	6	-2	-8.70%	23	14	2		None	R	P,M,SC	11	\$590.00	
8549	DEER PARK	05/25/1948	Active	28	0	0	0	0.00%	28		9		5	R	M,SC	0	90+ Days \$450.00	
64401	EAST END	06/08/2001	Active	36	1	0	1	2.86%	36		2			N	M,VP,SC	1	\$220.00	
8551	EAST HAMPTON	04/21/1949	Active	27	0	0	0	0.00%	27		12			N	SC	24+	90+ Days \$2,650.00	
8555	GREENLAWN	01/05/1951	Active	10	0	1	-1	-9.09%	11	3	2		11	R	SC	1		
8557	HAMPTON BAYS	05/13/1948	Active	25	0	0	0	0.00%	25		15		4		M,VP,SC	24+	\$2,500.00	
8560	HUNTINGTON	10/08/1934	Active	24	3	0	3	14.29%	22		2		3	R	M,SC	4	\$550.00	
8564	LAKE GROVE	11/23/1964	Active	31	4	0	4	14.81%	26		0		4	R	M,SC	0	\$1,470.00	
8566	MASTICS SHIRLEY L C	12/08/1966	Active	8	0	0	0	0.00%	8		1			IP	M,SC	9		
8567	MATTITUCK	03/06/1952	Active	77	2	4	-2	-2.53%	76	32	0			N		5	\$20,000.00	
Exc Award (06/30/2024)																		
8574	MEDFORD NORTH PATCHOGUE	05/19/1966	Active	12	0	0	0	0.00%	12		3		2	R	M,SC	5	\$650.00	




Club Health Assessment for District 20 S through March 2025

			Status	Membership							Reports					Finance	LCIF	
Club Number	Club Name	Charter Date		Current Member Count	YTD Members Added	YTD Members Dropped	YTD Net Growth	YTD Net Growth%	Member Count 12 Months Ago	Avg. length of service for dropped members	Months Since Last MMR ***	Yrs. Since Last Officer Report	President Rotation	Vice President Reported ****	Months Since Last Activity Report ***	Account Balance	Donations for current Fiscal Year	
			Number of times on status quo within last two years	If below 15 members appears				If net loss is greater than 20% appears			If no report in 3 months appears in	When more than one year appears in	Number of repeat terms		Notes the officers that do not have an active	If no report at 12 months red		
8568	MELVILLE	09/25/1953	Active	44	6	3	3	7.32%	48	16	0			N	SC	0		\$3,570.00
	Exc Award (06/30/2023)																	
8569	MONTAUK POINT	09/08/1949	Active	31	0	0	0	0.00%	31		14		3		S,T,M,VP,SC	24+	90+ Days	
8571	NORTH BABYLON	09/16/1952	Active	93	13	0	13	16.25%	91		0			N	SC	0		\$1,990.00
	Exc Award (06/30/2024)																	
8588	NORTH SEA	11/21/1968	Active	13	0	1	-1	-7.14%	14	31	4		11	R	M,SC	24+		\$1,050.00
8576	NORTHPORT CENTERPORT	06/20/1944	Active	15	0	0	0	0.00%	15		5		2	R	M,SC	1		\$60.00
8578	PATCHOGUE	01/16/1947	Active	56	0	0	0	0.00%	51		3			N	T	24+		\$2,030.00
	Exc Award (06/30/2019)																	
77410	PATCHOGUE LIONESS	07/29/2003	Active	24	1	1	0	0.00%	26	3	0		4	R	SC	0		\$38,645.66
	Exc Award (06/30/2022, 06/30/2023)																	
8580	PORT JEFFERSON	04/08/1946	Active	46	1	0	1	2.22%	45		2		2	R		12	90+ Days	
8581	RIVERHEAD	03/10/1947	Active	26	3	13	-10	-27.78%	31	5	1			N	SC	4		\$220.00
8582	ROCKY POINT	05/04/1955	Active	25	4	4	0	0.00%	26	11	1			N	SC	3		\$730.00
8583	SAG HARBOR	01/26/1954	Active	26	0	0	0	0.00%	27		7		2	R	SC	17		
	Exc Award (06/30/2017, 06/30/2018)																	
139327	Sayville	08/13/2019	Active	39	5	5	0	0.00%	32	5	0		2	R	SC	0		\$250.00
8585	SHELTER ISLAND	10/04/1950	Active	111	5	2	3	2.78%	108	27	1			N	SC	5		\$1,000.00
	Exc Award (06/30/2023, 06/30/2024)																	
8537	SOUTH COUNTRY L C	04/27/1949	Active	17	0	0	0	0.00%	17		12		2		T,M,VP,SC	24+		
8587	SOUTHAMPTON	06/22/1948	Active(1)	23	0	1	-1	-4.17%	24	55	3		13		T,M,VP,SC	0		\$1,260.00
133718	Southold	02/27/2018	Cancelled(6*)	0	0	0	0	0.00%	7		7	1	None		P,S,T,M,VP SC	24+		
8597	WEST BABYLON	06/12/1950	Active	21	0	0	0	0.00%	21		11			N	M,SC	4		\$150.00
	Exc Award (06/30/2024)																	
131132	Wyandanch-Wheatley Heights	06/28/2017	Active	14	0	0	0	0.00%	14		18		4	R	S,SC	1		\$90.00



Club Health Assessment for District 20 S through March 2025

			Status	Membership							Reports					Finance	LCIF
Club Number	Club Name	Charter Date		Current Member Count	YTD Members Added	YTD Members Dropped	YTD Net Growth	YTD Net Growth%	Member Count 12 Months Ago	Avg. length of service for dropped members	Months Since Last MMR ***	Yrs. Since Last Officer Report	President Rotation	Vice President Reported ****	Months Since Last Activity Report ***	Account Balance	Donations for current Fiscal Year
			Number of times on status quo within last two years	If below 15 members appears				If net loss is greater than 20% appears			If no report in 3 months appears in	When more than one year appears in	Number of repeat terms	Notes the officers that do not have an active	If no report at 12 months appears in red		

Clubs Cancelled Previous Fiscal Year – Clubs Cancelled within last 12 months may be reinstated

Club Number	Club Name	Charter Date	Current Status*	Cancellation Date
134021	Lindenhurst	06/19/2018	Cancelled(8*)	06/29/2024
141171	Stony Brook	09/15/2020	Cancelled(8*)	06/29/2024
8592	THE ISLIPS	10/24/1946	Cancelled(6*)	10/29/2023

Current Total Clubs Count	YTD New Clubs Count	YTD Cancelled Clubs Count	YTD Net Club Gain	Current Total Members Count	YTD Add	YTD Drop	YTD Net Growth	YTD Net Growth %	Member Count 12 Months Ago	Average Member Count Per Club	% of Clubs with less than 20 members	% No MMR in 3 Months	% No Officer Report in 12 Months	% of Clubs with balance 90+ days	Number of Clubs in Status Quo	% Status Quo Clubs in Financial Suspension	Number of Cancelled Clubs	Average Cancelled Club Age	Members Lost Due to Cancellation	% of Clubs Cancelled for Non-Financial Reasons
38	0	1	-1	1,164	69	56	13	1.13%	1,163	31	37%	53%	0%	13%	0	0%	1	93	0	-100%

* - P - Priority Club. Cancellation Reasons: 1-Objectives/conduct, 2-Non-active club, 5-Non-existing club, 6-Disbanding, 7-Merger, 8-Financial Suspension, 9-District/Multiple District Dues.


** - Abbreviation: P-President, S-Secretary, T-Treasurer, M-Member Chairperson, VP-First Vice President, MC-Communications Chairperson, SC-Service Chairperson

*** - Abbreviation: N/R - Never reported using the Lions Clubs website, N/A - Not applicable, No password registered for the Lions Clubs website.

**** - Abbreviation: N - New, IP - Immediate Past, R - Repeat.




Club Health Assessment for District 22 A through March 2025

			Status	Membership							Reports					Finance	LCIF
Club Number	Club Name	Charter Date		Current Member Count	YTD Members Added	YTD Members Dropped	YTD Net Growth	YTD Net Growth%	Member Count 12 Months Ago	Avg. length of service for dropped members	Months Since Last MMR ***	Yrs. Since Last Officer Report	President Rotation	Vice President Reported ****	Months Since Last Activity Report ***	Account Balance	Donations for current Fiscal Year
			Number of times on status quo within last two years	If below 15 members appears				If net loss is greater than 20% appears			If no report in 3 months appears in	When more than one year appears in	Number of repeat terms	Notes the officers that do not have an active	If no report at 12 months appears in red		
Clubs more than two years old																	
8713	ABERDEEN	05/27/1932	Active	47	0	1	-1	-2.08%	48	18	3			N	0		\$3,100.00
67122	ABERDEEN LIONESS	01/21/2003	Active	21	2	0	2	10.53%	21		4		11	S,M,VP,SC	1		\$200.00
8714	ANNAPOLIS	05/19/1941	Active	10	0	1	-1	-9.09%	11	33	6		2	R M,VP,SC	0		
8723	BALTIMORE FORTY WEST	04/22/1948	Active	14	0	1	-1	-6.67%	13	58	0			N P,SC	12		\$200.00
128892	Baltimore Nepalese	09/15/2016	Active	24	3	0	3	14.29%	20		2			R	9		
8724	BEL AIR	12/15/1942	Active	62	9	1	8	14.81%	54	12	0			N	0		\$3,350.00
Exc Award (06/30/2018, 06/30/2020, 06/30/2023)																	
46508	CHURCHVILLE	08/29/1986	Active	22	2	0	2	10.00%	22		2			R	0		\$500.00
Exc Award (06/30/2023)																	
8726	CLARKSVILLE	03/16/1971	Active	8	0	0	0	0.00%	8		9		8	M,VP,SC	24+	90+ Days	
8728	DARLINGTON	05/02/1947	Active	21	0	2	-2	-8.70%	18	1	6		2	R SC	0		\$333.00
Exc Award (06/30/2023, 06/30/2024)																	
8729	EASTERN REGIONAL	10/26/1942	Active	13	0	0	0	0.00%	13		9			N	2		
Exc Award (06/30/2018)																	
8732	EDGEWOOD	09/22/1947	Active	17	0	0	0	0.00%	15		3		5	R M,VP,SC	6		\$2,040.00
8733	ELLICOTT CITY COLUMBIA	04/29/1947	Active	11	3	0	3	37.50%	9		1		2	VP,SC	13		\$3,000.00
8734	FALLSTON	03/17/1970	Active	13	0	0	0	0.00%	13		9		7	R VP,SC	24+		
46400	GLENWOOD	06/16/1950	Active	30	0	0	0	0.00%	30		11		5	R	7		\$25.00
8739	JARRETTSVILLE	05/06/1949	Active	74	11	4	7	10.45%	66	17	1			N SC	3		\$3,300.00
Exc Award (06/30/2023, 06/30/2024)																	
8740	JOPPATOWNE L C	01/07/1965	Active	9	0	1	-1	-10.00%	15	12	8		9	R SC	24+		
8742	LINTHICUM	11/22/1943	Active	12	0	0	0	0.00%	12		5		4	R M	2		\$260.00
8744	LONG GREEN VALLEY	03/04/1957	Active	9	0	0	0	0.00%	9		1		23	R T,M	24+		
8746	OVERLEA	02/22/1946	Active	11	1	0	1	10.00%	10		0		4	T,M,VP,SC	16		
111276	PERRY HALL KINGSVILLE	06/09/2011	Active	30	1	6	-5	-14.29%	34	8	0		15	M,VP,SC	21		



Club Health Assessment for District 22 A through March 2025

						Status		Membership							Reports				Finance		LCIF	
Club Number	Club Name	Charter Date						Current Member Count	YTD Members Added	YTD Members Dropped	YTD Net Growth	YTD Net Growth%	Member Count 12 Months Ago	Avg. length of service for dropped members	Months Since Last MMR ***	Yrs. Since Last Officer Report	President Rotation	Vice President Reported ****	Months Since Last Activity Report ***	Account Balance	Donations for current Fiscal Year	
8750	REISTERSTOWN Exc Award (06/30/2018)	01/13/1950						Active	20	0	0	0	0.00%	21	9			P,M,VP,SC	22			
8753	SEVERN RIVER Exc Award (06/30/2023)	02/02/1956						Active	48	1	3	-2	-4.00%	54	15	0		N	SC	4		\$1,910.00
Current Total Clubs Count	YTD New Clubs Count	YTD Cancelled Clubs Count	YTD Net Club Gain	Current Total Members Count	YTD Add	YTD Drop	YTD Net Growth	YTD Net Growth %	Member Count 12 Months Ago	Average Member Count Per Club	% of Clubs with less than 20 members	% No MMR in 3 Months	% No Officer Report in 12 Months	% of Clubs with balance 90+ days	Number of Clubs in Status Quo	% Status Quo Clubs in Financial Suspension	Number of Cancelled Clubs	Average Cancelled Club Age	Members Lost Due to Cancellation	% of Clubs Cancelled for Non-Financial Reasons		
22	0	0	0	526	33	20	13	2.53%	516	24	50%	55%	0%	5%	0	0%	0	0	0	0%		

* - P - Priority Club. Cancellation Reasons: 1-Objectives/conduct, 2-Non-active club, 5-Non-existing club, 6-Disbanding, 7-Merger, 8-Financial Suspension, 9-District/Multiple District Dues.


** - Abbreviation: P-President, S-Secretary, T-Treasurer, M-Member Chairperson, VP-First Vice President, MC-Communications Chairperson, SC-Service Chairperson

*** - Abbreviation: N/R - Never reported using the Lions Clubs website, N/A - Not applicable, No password registered for the Lions Clubs website.

**** - Abbreviation: N - New, IP - Immediate Past, R - Repeat.



Club Health Assessment for District 22 B through March 2025

			Status	Membership							Reports					Finance	LCIF		
Club Number	Club Name	Charter Date		Current Member Count	YTD Members Added	YTD Members Dropped	YTD Net Growth	YTD Net Growth%	Member Count 12 Months Ago	Avg. length of service for members	Months Since Last MMR ***	Yrs. Since Last Officer Report	President Rotation	Vice President Reported ****	Months Since Last Activity Report ***	Account Balance	Donations for current Fiscal Year		
			Number of times on status quo within last two years	If below 15 members appears					If net loss is greater than 20% appears		If no report in 3 months appears in	When more than one year appears in	Number of repeat terms	Notes the officers that do not have an active	If no report at 12 months appears in red				
Clubs more than two years old																			
8759	ALLEN	09/21/1959	Active	24	0	3	-3	-11.11%	27	11	3			R	M,SC	20	90+ Days		
Exc Award (06/30/2017)																			
8760	BERLIN	11/20/1931	Active	53	0	0	0	0.00%	52		4		4		M,VP,SC	10			
8761	BETTERTON STILL POND	08/19/1952	Active	20	2	3	-1	-4.76%	21	8	2		2		T,VP	4		\$500.00	
8762	CAMBRIDGE	09/03/1952	Active	25	1	2	-1	-3.85%	25	2	0			N	M	0		\$1,000.00	
Exc Award (06/30/2021, 06/30/2023, 06/30/20)																			
8763	CECILTON	04/02/1952	Active	43	1	6	-5	-10.42%	49	11	7		None	N	P,VP,SC	7		\$500.00	
8765	CHESAPEAKE CITY	11/21/1946	Active	79	10	4	6	8.22%	73	4	0		2	N	SC	0		\$2,050.00	
Exc Award (06/30/2018, 06/30/2020, 06/30/20)																			
8766	CHESTERTOWN	02/13/1940	Active	69	4	7	-3	-4.17%	79	14	0			N		0		\$1,627.00	
Exc Award (06/30/2018, 06/30/2021, 06/30/20)																			
62637	CONOWINGO	01/01/2000	Active	10	0	0	0	0.00%	11		7		2	R	M,SC	4	90+ Days		
40859	CRISFIELD	02/22/1982	Active	27	2	2	0	0.00%	25	10	1		2	R		2		\$1,000.00	
66424	CRISFIELD LIONESS	06/28/2002	Active	43	5	3	2	4.88%	40	9	0			R		3		\$900.00	
8768	DEAL ISLAND CHANCE	10/24/1952	Active	16	0	0	0	0.00%	16		9		3	R	VP,SC	12		90+ Days	
8769	DENTON	09/26/1946	Active	15	1	2	-1	-6.25%	17	37	0			N	M,SC	2			\$1,000.00
8770	EASTON	02/01/1940	Active	33	1	0	1	3.13%	31		6			IP	M,SC	5			\$350.00
8771	ELKTON	12/05/1947	Active	9	0	1	-1	-10.00%	10	6	0		6	R		16			\$1,400.00
8772	FEDERALSBURG	05/17/1940	Active	100	6	4	2	2.04%	96	6	0			R		2			\$3,000.00
Exc Award (06/30/2019, 06/30/2020, 06/30/20)																			
8773	FRUITLAND	05/01/1947	Active	14	0	0	0	0.00%	13		11				P,M,VP,SC	17			90+ Days
Exc Award (06/30/2018)																			
8774	GALENA	10/29/1958	Active	18	0	3	-3	-14.29%	19	1	6			N	SC	3	\$1,000.00		
8775	GREENSBORO	03/18/1938	Active	23	0	1	-1	-4.17%	23	23	6				M,VP,SC	0			
8776	HEBRON	02/01/1938	Active	26	1	1	0	0.00%	28	15	1			N		11		\$275.00	
8777	HURLOCK	02/11/1938	Active	43	1	0	1	2.38%	41		2			N		1		\$2,000.00	



Club Health Assessment for District 22 B through March 2025

			Status	Membership							Reports					Finance		LCIF
Club Number	Club Name	Charter Date		Current Member Count	YTD Members Added	YTD Members Dropped	YTD Net Growth	YTD Net Growth%	Member Count 12 Months Ago	Avg. length of service for dropped members	Months Since Last MMR ***	Yrs. Since Last Officer Report	President Rotation	Vice President Reported ****	Months Since Last Activity Report ***	Account Balance	Donations for current Fiscal Year	
			Number of times on status quo within last two years	If below 15 members appears				If net loss is greater than 20% appears			If no report in 3 months appears in	When more than one year appears in	Number of repeat terms	Notes the officers that do not have an active	If no report at 12 months appears in red			
Exc Award (06/30/2024)																		
8778	KENT ISLAND	01/31/1947	Active	11	0	0	0	0.00%	13		1		3	M,VP,SC	8		\$1,860.00	
8779	MARION	05/07/1951	Active	15	3	1	2	15.38%	11	26	3		None	N	P	4	\$1,020.00	
8780	MARYDEL	02/02/1948	Active	17	1	1	0	0.00%	14	14	0			N	SC	15		
47746	MILLINGTON	10/01/1987	Active	62	12	8	4	6.90%	60	2	0			N		0	\$100.00	
8783	OCEAN CITY	05/14/1947	Active	38	0	1	-1	-2.56%	42	58	1			IP	SC	0		
Exc Award (06/30/2019)																		
146138	Ocean City Lioness	05/24/2021	Active	45	0	1	-1	-2.17%	53	2	2			N		N/A	\$300.00	
8785	PERRYVILLE	04/28/1944	Active	13	0	1	-1	-7.14%	16	8	7		5	R		9	\$2,300.00	
Exc Award (06/30/2018)																		
8786	PITTSVILLE	10/09/1945	Active(1)	5	0	0	0	0.00%	5		19	1	None		P,S,T,M,VP SC	24+	90+ Days	
8787	POCOMOKE CITY	02/21/1934	Active	11	0	0	0	0.00%	12		10		5	R	T,M	16	\$1,000.00	
8789	PRESTON	02/28/1940	Active	26	9	3	6	30.00%	20	3	0		2	R	T,VP	14	\$250.00	
8790	PRINCESS ANNE	04/20/1948	Active	35	2	4	-2	-5.41%	37	21	1			N	T,M,SC	0	\$1,000.00	
8791	QUEENSTOWN	11/14/1935	Active	19	0	2	-2	-9.52%	21	1	1		3	R	VP,SC	1	\$1,000.00	
8792	RIDGELY	03/06/1953	Active	42	1	6	-5	-10.64%	46	8	0		2	R		0	\$2,125.00	
8793	RISING SUN	06/08/1932	Active	38	0	0	0	0.00%	38		2			N	SC	18		
8794	ROCK HALL	02/04/1953	Active	22	2	3	-1	-4.35%	23	3	1		7		VP	3	90+ Days	
8795	SALISBURY	05/21/1923	Active	58	3	7	-4	-6.45%	67	9	1			N	M,SC	0	\$700.00	
141686	Salisbury Bonded-By-Loyalty	06/17/2020	Cancelled(8*)	0	0	21	-21	-100.00%	21	4	3	1	None		P,S,T,M,VP SC	14	90+ Days	
120517	Salisbury Heritage	10/09/2013	Active	11	0	1	-1	-8.33%	16	3	3				M,VP,SC	0	90+ Days	
54330	SALISBURY METRO	04/12/1993	Active	15	0	0	0	0.00%	12		5		None		P,VP,SC	4	90+ Days	
127515	Salisbury PRIDE	05/13/2016	Cancelled(8*)	0	0	14	-14	-100.00%	14	6	3	1	None		P,S,T,M,VP SC	15	90+ Days	
8796	SHARPTOWN	02/16/1940	Active	10	0	1	-1	-9.09%	11	56	7		3	N	P,VP	7	\$1,025.00	
8797	SNOW HILL	04/15/1946	Active	24	2	2	0	0.00%	24	18	2		4	N	M,SC	15		
8798	SUDLERSVILLE	10/01/1962	Active	23	0	0	0	0.00%	23		13			N	P,T,M	0	\$550.00	



Club Health Assessment for District 22 B through March 2025

Club Number	Club Name	Charter Date	Status	Membership							Reports					Finance	LCIF
				Current Member Count	YTD Members Added	YTD Members Dropped	YTD Net Growth	YTD Net Growth%	Member Count 12 Months Ago	Avg. length of service for dropped members	Months Since Last MMR ***	Yrs. Since Last Officer Report	President Rotation	Vice President Reported ****	Months Since Last Activity Report ***	Account Balance	Donations for current Fiscal Year
			Number of times on status quo within last two years	If below 15 members appears				If net loss is greater than 20% appears			If no report in 3 months appears	When more than one year appears	Number of repeat terms	Notes the officers that do not have an active	If no report at 12 months appears		
8799	TRAPPE	11/15/1949	Active	18	2	0	2	12.50%	16		2		3	R T,VP	3		
8801	WILLARDS	10/07/1948	Active	18	0	3	-3	-14.29%	21	24	6		4	R M,SC	5		\$1,250.00

Clubs Cancelled Previous Fiscal Year – Clubs Cancelled within last 12 months may be reinstated

Club Number	Club Name	Charter Date	Current Status*	Cancellation Date
8782	NORTH EAST	03/27/1947	Cancelled(6*)	04/29/2024

Current Total Clubs Count	YTD New Clubs Count	YTD Cancelled Clubs Count	YTD Net Club Gain	Current Total Members Count	YTD Add	YTD Drop	YTD Net Growth	YTD Net Growth %	Member Count 12 Months Ago	Average Member Count Per Club	% of Clubs with less than 20 members	% No MMR in 3 Months	% No Officer Report in 12 Months	% of Clubs with balance 90+ days	Number of Clubs in Status Quo	% Status Quo Clubs in Financial Suspension	Number of Cancelled Clubs	Average Cancelled Club Age	Members Lost Due to Cancellation	% of Clubs Cancelled for Non-Financial Reasons
43	0	2	-2	1,266	72	122	-50	-3.80%	1,332	29	42%	42%	2%	16%	0	0%	2	45	35	0%

* - P - Priority Club. Cancellation Reasons: 1-Objectives/conduct, 2-Non-active club, 5-Non-existing club, 6-Disbanding, 7-Merger, 8-Financial Suspension, 9-District/Multiple District Dues.

** - Abbreviation: P-President, S-Secretary, T-Treasurer, M-Member Chairperson, VP-First Vice President, MC-Communications Chairperson, SC-Service Chairperson

*** - Abbreviation: N/R - Never reported using the Lions Clubs website, N/A - Not applicable, No password registered for the Lions Clubs website.

**** - Abbreviation: N - New, IP - Immediate Past, R - Repeat.



Club Health Assessment for District 22 C through March 2025

			Status	Membership							Reports					Finance		LCIF
Club Number	Club Name	Charter Date		Current Member Count	YTD Members Added	YTD Members Dropped	YTD Net Growth	YTD Net Growth%	Member Count 12 Months Ago	Avg. length of service for dropped members	Months Since Last MMR ***	Yrs. Since Last Officer Report	President Rotation	Vice President Reported ****	Months Since Last Activity Report ***	Account Balance	Donations for current Fiscal Year	
			Number of times on status quo within last two years	If below 15 members appears				If net loss is greater than 20% appears			If no report in 3 months appears in	When more than one year appears in	Number of repeat terms	Notes the officers that do not have an active	If no report at 12 months appears in red			
Clubs less than two years old																		
156815	DMV Maryland	01/26/2024	Cancelled(8*)	0	0	21	-21	-100.00%	21	1	15		None	P,S,T,M,VP SC	9	90+ Days		
176911	Greater Washington AAPI	08/19/2024	Active	21	24	3	21	100.00%	0	0	1			T,M,VP,SC	N/R	90+ Days		
179595	Mid-Atlantic Community Building	02/04/2025	Newly Chartered	24	24	0	24	100.00%	0		1			VP,SC	N/R			
156536	Oxon Hill - Shining Stars	12/07/2023	Active	23	4	13	-9	-28.13%	31	1	1		2	N	M,SC	1		
157261	Washington Hope for DC	04/11/2024	Cancelled(8*)	0	0	23	-23	-100.00%	0	1	14		None	P,S,T,M,VP SC	9	90+ Days		
Clubs more than two years old																		
8805	BELTSVILLE	03/17/1958	Active	41	4	2	2	5.13%	40	14	0		3	R	SC	9		
8804	BOWIE	06/20/1962	Active	40	4	0	4	11.11%	36		0			VP,SC	1		\$1,450.00	
8808	BRANDYWINE	01/11/1944	Active	26	1	1	0	0.00%	27	28	7		6	R		0	90+ Days \$1,000.00	
8810	BURTONSVILLE	12/15/1954	Active	18	0	1	-1	-5.26%	19	18	7			R	S,VP,SC	11		
8811	CALVERT COUNTY	05/01/1940	Active	30	2	5	-3	-9.09%	33	30	3		3	N	SC	7	\$150.00	
123888	Capitol Hill	12/29/2014	Active(1)	14	0	0	0	0.00%	13		4		2		M,VP	11	90+ Days	
8814	COLESVILLE	11/02/1953	Active	24	4	2	2	9.09%	22	2	1		3	R	M,SC	1	\$2,100.00	
8815	COLLEGE PARK	11/06/1952	Active	9	1	0	1	12.50%	8		1		4		VP,SC	20	\$100.00	
8816	DAMASCUS	09/11/1946	Active	56	2	6	-4	-6.67%	57	13	0		None	R	P,SC	1	\$5,748.00	
Exc Award (06/30/2018, 06/30/2021, 06/30/20																		
8818	GATEWAY	01/26/1950	Active	11	0	2	-2	-15.38%	13	44	3		4		VP,SC	1	\$5,150.00	
8821	GREENBELT	11/26/1951	Active	15	0	1	-1	-6.25%	15	38	4		7	R		5	90+ Days \$500.00	
8822	HILLCREST MARLOW HEIGHTS	04/12/1954	Active	9	0	0	0	0.00%	9		70	3	None		P,S,T,M,VP SC	N/R		
29101	HOLLYWOOD	04/09/1974	Active	32	2	2	0	0.00%	32	26	1			N	SC	5	\$1,000.00	
8823	HYATTSVILLE	03/03/1937	Active	3	0	0	0	0.00%	3		52	1	None		P,S,T,M,VP SC	N/R		
8827	LA PLATA	01/18/1945	Active	39	0	3	-3	-7.14%	42	25	4		2		T,M,VP	18	\$2,000.00	
8828	LAUREL	04/20/1932	Active	3	0	8	-8	-72.73%	15	35	3		6		M,VP,SC	9	\$200.00	
8829	LAYTONSVILLE	04/10/1961	Active	56	1	1	0	0.00%	53	0	2		4	N	M	0	\$1,000.00	



Club Health Assessment for District 22 C through March 2025

			Status	Membership							Reports					Finance		LCIF
Club Number	Club Name	Charter Date		Current Member Count	YTD Members Added	YTD Members Dropped	YTD Net Growth	YTD Net Growth%	Member Count 12 Months Ago	Avg. length of service for dropped members	Months Since Last MMR ***	Yrs. Since Last Officer Report	President Rotation	Vice President Reported ****	Months Since Last Activity Report ***	Account Balance	Donations for current Fiscal Year	
			Number of times on status quo within last two years	If below 15 members appears					If net loss is greater than 20% appears		If no report in 3 months appears in	When more than one year appears in	Number of repeat terms	Notes the officers that do not have an active	If no report at 12 months appears in red			
8830	LEONARDTOWN	04/23/1940	Active	63	8	4	4	6.78%	56	4	0			N	M,SC	9		\$1,500.00
Exc Award (06/30/2018)																		
8831	LEXINGTON PARK	01/04/1946	Active	6	3	1	2	50.00%	4	52	0		4		M,VP,SC	3		
8833	MECHANICSVILLE	03/29/1957	Active	9	0	1	-1	-10.00%	10	40	1		2	R	M,SC	11		\$100.00
128515	Melwood Environmental	08/08/2016	Active(1)	8	0	0	0	0.00%	10		11	1	None		P,S,T,M,VP SC	12		
8834	MONOCACY	11/13/1940	Active	53	10	7	3	6.00%	53	34	0			R		0		\$8,025.00
8835	MONTGOMERY CENTRAL DERWOOD	03/17/1968	Active	9	0	0	0	0.00%	9		11		None		P,VP,SC	12		\$50.00
8837	MOUNT RAINIER BRENTWOOD	12/12/1946	Active	6	0	0	0	0.00%	6		19	1	None		P,S,T,M,VP SC	14		\$500.00
8838	OLNEY	03/21/1972	Active	49	7	2	5	11.36%	49	6	1			R	M,VP,SC	1		\$1,000.00
Exc Award (06/30/2023)																		
8844	RIDGE	05/01/1957	Active	21	1	3	-2	-8.70%	24	15	1		8	N	SC	4		
8846	ROCKVILLE	02/17/1938	Active	27	0	7	-7	-20.59%	36	17	1				M,VP,SC	1		\$1,150.00
8847	SANDY SPRING	05/13/1946	Active	50	11	6	5	11.11%	50	22	0			N	SC	0		\$4,200.00
8849	SILVER HILL	11/02/1970	Active	35	1	24	-23	-39.66%	55	9	0			N		4		\$325.00
36877	SILVER SPRING LEISURE WORLD	04/23/1979	Active	60	6	5	1	1.69%	63	11	0		None	N	P,SC	1		\$2,000.00
8840	SOUTH POTOMAC L C	02/17/1960	Active	10	0	0	0	0.00%	11		6		3		P,M,VP,SC	9		
8852	SUBURBAN	11/30/1950	Active	21	3	0	3	16.67%	19		1		2	R	M	1		\$3,120.00
Exc Award (06/30/2024)																		
8872	TAKOMA PARK	11/19/1929	Active	22	2	1	1	4.76%	22	0	6		8	R	SC	8		\$3,500.00
Exc Award (06/30/2016)																		
149430	The George Washington University Campus	12/29/2021	Cancelled(8*)	0	0	7	-7	-100.00%	7	3	2	1	None		P,S,T,M,VP SC	N/R	90+ Days	
53003	UNIVERSITY PARK	05/01/1992	Active	1	0	0	0	0.00%	1		12		14		M,VP,SC	0		
8856	WALDORF	08/27/1947	Active	62	0	0	0	0.00%	54		9		2	N	SC	6		\$70.00
Exc Award (06/30/2024)																		
8868	WASH PALISADES GEORGETOWN	02/07/1955	Active	19	0	0	0	0.00%	19		9		5	N	VP,SC	0	90+ Days	\$2,100.00



Club Health Assessment for District 22 C through March 2025

			Status	Membership							Reports					Finance	LCIF
Club Number	Club Name	Charter Date		Current Member Count	YTD Members Added	YTD Members Dropped	YTD Net Growth	YTD Net Growth%	Member Count 12 Months Ago	Avg. length of service for members	Months Since Last MMR ***	Yrs. Since Last Officer Report	President Rotation	Vice President Reported ****	Months Since Last Activity Report ***	Account Balance	Donations for current Fiscal Year
			Number of times on status quo within last two years	If below 15 members appears				If net loss is greater than 20% appears			If no report in 3 months appears in	When more than one year appears in	Number of repeat terms	Notes the officers that do not have an active	If no report at 12 months appears in red		
8864	WASHINGTON CHI-AM	03/09/1960	Active	6	0	0	0	0.00%	6		11		6	R	24+		
64835	WASHINGTON DC SPECIAL OLYMPICS	12/11/2001	Active(2)	12	0	0	0	0.00%	22		9		None	P,S,T,M,VP SC	13	90+ Days	\$200.00
8862	WASHINGTON FORT STEVENS	06/14/1971	Active	9	2	1	1	12.50%	8	2	0		4	R	0		
38434	WASHINGTON MIDTOWN	05/07/1980	Active	37	0	0	0	0.00%	35		0		2	R	0		\$705.00
Exc Award (06/30/2022)																	

Clubs Cancelled Previous Fiscal Year – Clubs Cancelled within last 12 months may be reinstated

Club Number	Club Name	Charter Date	Current Status*	Cancellation Date
8855	UPPER MARLBORO	01/19/1938	Cancelled(6*)	11/29/2023

Current Total Clubs Count	YTD New Clubs Count	YTD Cancelled Clubs Count	YTD Net Club Gain	Current Total Members Count	YTD Add	YTD Drop	YTD Net Growth	YTD Net Growth %	Member Count 12 Months Ago	Average Member Count Per Club	% of Clubs with less than 20 members	% No MMR in 3 Months	% No Officer Report in 12 Months	% of Clubs with balance 90+ days	Number of Clubs in Status Quo	% Status Quo Clubs in Financial Suspension	Number of Cancelled Clubs	Average Cancelled Club Age	Members Lost Due to Cancellation	% of Clubs Cancelled for Non-Financial Reasons
43	2	3	-1	1,089	127	163	-36	-3.20%	1,118	25	44%	47%	9%	14%	0	0%	3	30	51	0%

* - P - Priority Club. Cancellation Reasons: 1-Objectives/conduct, 2-Non-active club, 5-Non-existing club, 6-Disbanding, 7-Merger, 8-Financial Suspension, 9-District/Multiple District Dues.

** - Abbreviation: P-President, S-Secretary, T-Treasurer, M-Member Chairperson, VP-First Vice President, MC-Communications Chairperson, SC-Service Chairperson

*** - Abbreviation: N/R - Never reported using the Lions Clubs website, N/A - Not applicable, No password registered for the Lions Clubs website.

**** - Abbreviation: N - New, IP - Immediate Past, R - Repeat.



Club Health Assessment for District 22 D through March 2025

			Status	Membership							Reports					Finance		LCIF
Club Number	Club Name	Charter Date		Current Member Count	YTD Members Added	YTD Members Dropped	YTD Net Growth	YTD Net Growth%	Member Count 12 Months Ago	Avg. length of service for dropped members	Months Since Last MMR ***	Yrs. Since Last Officer Report	President Rotation	Vice President Reported ****	Months Since Last Activity Report ***	Account Balance	Donations for current Fiscal Year	
			Number of times on status quo within last two years	If below 15 members appears					If net loss is greater than 20% appears		If no report in 3 months appears in	When more than one year appears in	Number of repeat terms	Notes the officers that do not have an active	If no report at 12 months appears in red			
Clubs less than two years old																		
157613	Delaware Generous	03/05/2024	Active	24	2	0	2	9.09%	22		5			M,VP,SC	N/R	90+ Days		
180538	Delaware Valley	01/24/2025	Newly Chartered	20	20	0	20	100.00%	0		2			M,VP,SC	N/R			
179187	DSU Campus	01/09/2025	Newly Chartered	23	23	0	23	100.00%	0		2		N		N/A			
171500	MOT Area Lions Club	05/13/2024	Active	17	1	5	-4	-19.05%	0	2	2		2	N	6			
Clubs more than two years old																		
133760	Bellefonte	01/30/2018	Active	160	38	18	20	14.29%	142	5	0			N	M,SC	6	(\$4,358.60)	
Exc Award (06/30/2019, 06/30/2023, 06/30/20)																		
8875	BRIDGEVILLE	10/02/1952	Active	20	0	0	0	0.00%	22		9			M,VP,SC	24+			
8876	BROOKSIDE L C	01/03/1955	Active	14	0	1	-1	-6.67%	16	27	0		6	M,VP,SC	0		\$300.00	
8877	CAMDEN WYOMING	03/01/1954	Active	21	0	0	0	0.00%	21		0			N	M,SC	23		
8881	CLAYMONT	03/28/1938	Active	86	5	4	1	1.18%	80	15	0			N	SC	0	\$3,716.00	
Exc Award (06/30/2017, 06/30/2018, 06/30/20)																		
8882	CLAYTON	11/13/1946	Active	24	1	2	-1	-4.00%	25	8	0			VP,SC	0		\$140.00	
Exc Award (06/30/2017, 06/30/2018)																		
153448	Delaware Camp Conquer	01/13/2023	Active	23	0	0	0	0.00%	23		20		3	M,VP,SC	1			
8883	DELAWARE CITY	05/21/1951	Active	26	1	0	1	4.00%	25		5			VP,SC	7		\$500.00	
122010	Delaware State University Campus	04/25/2014	Cancelled(8*)	0	0	2	-2	-100.00%	2	6	22	1	None	P,S,T,M,VP SC	24+	90+ Days		
8884	DELMAR	02/22/1938	Active	31	0	0	0	0.00%	29		9		5	R	P,T,SC	8	\$400.00	
8885	DEWEY BEACH	04/05/1951	Active	162	19	14	5	3.18%	153	12	0		2	N		0	\$1,203.95	
Exc Award (06/30/2019)																		
8886	DOVER	03/26/1946	Active	47	30	34	-4	-7.84%	68	3	0			R		0	\$9,300.00	
Exc Award (06/30/2022, 06/30/2023)																		
46633	FENWICK ISLAND	11/21/1986	Active	27	1	4	-3	-10.00%	30	14	2		2	R	M,SC	0		
52894	FREDERICA SPRING CREEK	04/14/1992	Active	36	4	1	3	9.09%	32	36	0			N		2	\$7,062.00	
Exc Award (06/30/2017, 06/30/2018, 06/30/20)																		



Club Health Assessment for District 22 D through March 2025

			Status	Membership							Reports					Finance		LCIF
Club Number	Club Name	Charter Date		Current Member Count	YTD Members Added	YTD Members Dropped	YTD Net Growth	YTD Net Growth%	Member Count 12 Months Ago	Avg. length of service for dropped members	Months Since Last MMR ***	Yrs. Since Last Officer Report	President Rotation	Vice President Reported ****	Months Since Last Activity Report ***	Account Balance	Donations for current Fiscal Year	
			Number of times on status quo within last two years	If below 15 members appears				If net loss is greater than 20% appears			If no report in 3 months appears in	When more than one year appears in	Number of repeat terms	Notes the officers that do not have an active	If no report at 12 months appears in red			
36970	GLASGOW	04/27/1979	Active	23	0	4	-4	-14.81%	26	1	4			VP,SC	1		\$1,426.00	
	Exc Award (06/30/2024)																	
8889	GREENWOOD	08/21/1956	Active	3	0	3	-3	-50.00%	6	27	3		None	N	P,M,SC	17	\$435.00	
8890	HARRINGTON	04/10/1939	Active	49	1	1	0	0.00%	47	14	0		7	R	VP,SC	0	\$563.00	
	Exc Award (06/30/2016, 06/30/2017, 06/30/2020)																	
141168	KOPE Cyber	03/10/2020	Cancelled(8*)	0	0	1	-1	-100.00%	1	2	6	1	None		P,S,T,M,VP SC	24+	90+ Days	
8893	LAUREL	11/29/1935	Active	26	0	1	-1	-3.70%	27	2	5			VP,SC	9			
	Exc Award (06/30/2017)																	
8894	LEWES	05/21/1946	Active	36	5	7	-2	-5.26%	36	13	2		4		P,VP,SC	24	90+ Days	
	Exc Award (06/30/2017)																	
8895	LORD BALTIMORE	01/08/1946	Active	64	8	4	4	6.67%	60	2	0		2	N	SC	0	\$2,563.00	
	Exc Award (06/30/2017, 06/30/2019, 06/30/2020)																	
8897	MILFORD	04/29/1946	Active	46	2	2	0	0.00%	50	2	0			N	VP	6	\$15,150.00	
	Exc Award (06/30/2019, 06/30/2022)																	
8899	MILLSBORO	03/18/1940	Active	29	5	1	4	16.00%	25	19	4			N	M,SC	6	\$100.00	
	Exc Award (06/30/2017)																	
8900	MILTON	02/14/1946	Active	42	1	1	0	0.00%	45	22	1			N		0	\$600.00	
	Exc Award (06/30/2019)																	
8902	NEW CASTLE HUNDRED	05/07/1947	Active	47	10	0	10	27.03%	41		0		2	N	SC	24+	\$1,650.00	
	Exc Award (06/30/2019, 06/30/2021, 06/30/2020)																	
8903	NEWARK	09/23/1929	Active	8	0	0	0	0.00%	8		12		2		M,VP,SC	24+	\$300.00	
28139	PIKE CREEK - GREEN HILLS	03/15/1974	Active	17	3	2	1	6.25%	15	48	0		11	R	SC	0	\$30,450.00	
8904	REHOBOTH BEACH	10/24/1946	Active	5	0	0	0	0.00%	14		9				P,S,M,VP,SC	19	\$200.00	
	Exc Award (06/30/2017)																	
8905	SEAFORD	02/07/1938	Active	31	0	2	-2	-6.06%	33	10	4			N	SC	1		
8909	TALLEYVILLE-NAAMANS	04/15/1947	Active	10	0	0	0	0.00%	10		12		3	R		12	\$1,050.00	
	Exc Award (06/30/2016)																	
43011	WILMINGTON GATEWAY	09/12/1983	Active	10	0	2	-2	-16.67%	12	16	7		2		M,VP,SC	24+	\$24.00	



Club Health Assessment for District 22 D through March 2025

			Status	Membership							Reports				Finance	LCIF	
Club Number	Club Name	Charter Date		Current Member Count	YTD Members Added	YTD Members Dropped	YTD Net Growth	YTD Net Growth%	Member Count 12 Months Ago	Avg. length of service for dropped members	Months Since Last MMR ***	Yrs. Since Last Officer Report	President Rotation	Vice President Reported ****	Months Since Last Activity Report ***	Account Balance	Donations for current Fiscal Year
			Number of times on status quo within last two years	If below 15 members appears			If net loss is greater than 20% appears			If no report in 3 months appears in			When more than one year appears in	Number of repeat terms	Notes the officers that do not have an active	If no report at 12 months appears in red	
Exc Award (06/30/2019) 8911 WILMINGTON MANOR 03/12/1943			Active	25	2	4	-2	-7.41%	27	7	1			N	0		\$2,000.00
Exc Award (06/30/2019) 152485 Wilmington United 08/29/2022			Active(1)	26	2	11	-9	-25.71%	46	2	2		2	VP	N/A	90+ Days	

Clubs Cancelled Previous Fiscal Year – Clubs Cancelled within last 12 months may be reinstated

Club Number	Club Name	Charter Date	Current Status*	Cancellation Date
97424	CAPITOL CITY	06/28/2006	Cancelled(6*)	06/29/2024
8896	MIDDLETOWN	10/24/1947	Cancelled(6*)	06/29/2024

Current Total Clubs Count	YTD New Clubs Count	YTD Cancelled Clubs Count	YTD Net Club Gain	Current Total Members Count	YTD Add	YTD Drop	YTD Net Growth	YTD Net Growth %	Member Count 12 Months Ago	Average Member Count Per Club	% of Clubs with less than 20 members	% No MMR in 3 Months	% No Officer Report in 12 Months	% of Clubs with balance 90+ days	Number of Clubs in Status Quo	% Status Quo Clubs in Financial Suspension	Number of Cancelled Clubs	Average Cancelled Club Age	Members Lost Due to Cancellation	% of Clubs Cancelled for Non-Financial Reasons
35	2	2	0	1,258	184	131	53	4.40%	1,219	36	23%	40%	0%	9%	0	0%	2	55	3	0%

* - P - Priority Club. Cancellation Reasons: 1-Objectives/conduct, 2-Non-active club, 5-Non-existing club, 6-Disbanding, 7-Merger, 8-Financial Suspension, 9-District/Multiple District Dues.

** - Abbreviation: P-President, S-Secretary, T-Treasurer, M-Member Chairperson, VP-First Vice President, MC-Communications Chairperson, SC-Service Chairperson

*** - Abbreviation: N/R - Never reported using the Lions Clubs website, N/A - Not applicable, No password registered for the Lions Clubs website.

**** - Abbreviation: N - New, IP - Immediate Past, R - Repeat.



Club Health Assessment for District 22 W through March 2025

			Status	Membership							Reports					Finance	LCIF
Club Number	Club Name	Charter Date		Current Member Count	YTD Members Added	YTD Members Dropped	YTD Net Growth	YTD Net Growth%	Member Count 12 Months Ago	Avg. length of service for dropped members	Months Since Last MMR ***	Yrs. Since Last Officer Report	President Rotation	Vice President Reported ****	Months Since Last Activity Report ***	Account Balance	Donations for current Fiscal Year
			Number of times on status quo within last two years	If below 15 members appears				If net loss is greater than 20% appears			If no report in 3 months appears in	When more than one year appears in	Number of repeat terms	Notes the officers that do not have an active	If no report at 12 months appears in red		
Clubs more than two years old																	
8912	BOONSBORO	03/16/1931	Active	36	1	0	1	2.86%	35		5			N	SC	10	\$3,000.00
8913	BRUNSWICK	06/22/1945	Active	15	0	1	-1	-6.25%	24	3	6		5		VP,SC	11	\$50.00
8915	CHEWSVILLE	02/22/1955	Active	27	0	0	0	0.00%	28		1			N	S	21	\$189.40
8916	CLEAR SPRING	04/07/1949	Active	18	0	0	0	0.00%	18		9		None		P,M,VP,SC	16	\$155.00
8917	CUMBERLAND	06/10/1931	Active	14	0	0	0	0.00%	14		17	1	None		P,S,T,M,VP SC	16	\$700.00
8918	DEEP CREEK LAKE L C	11/12/1971	Active	46	4	1	3	6.98%	39	7	8		4	R	M,SC	9	\$170.00
28016	DEER PARK	02/28/1974	Active	26	2	6	-4	-13.33%	29	12	2			R		0	\$3,550.00
Exc Award (06/30/2018, 06/30/2019, 06/30/20)																	
41971	EMMITSBURG	11/16/1982	Active	34	4	1	3	9.68%	31	1	0		2	R	M,SC	5	\$4,400.00
131130	Flintstone	05/26/2017	Active	9	0	0	0	0.00%	9		3		2	N	P,T,SC	19	\$80.00
8920	FREDERICK	05/17/1922	Active	13	0	0	0	0.00%	13		7		3	R	M,SC	3	\$50.00
Exc Award (06/30/2016)																	
8921	FREDERICK FRANCIS SCOTT KEY	09/14/1959	Active	20	3	1	2	11.11%	19	13	0			N	SC	0	\$1,808.00
141565	Frederick Fusion	06/22/2020	Active	6	0	10	-10	-62.50%	16	4	8		2	R	M,SC	17	\$220.00
8922	FREEDOM DISTRICT	09/16/1947	Active	88	5	8	-3	-3.30%	93	13	1			N	S	1	\$590.00
Exc Award (06/30/2018, 06/30/2021, 06/30/20)																	
8923	FROSTBURG	08/01/1945	Active	24	4	2	2	9.09%	22	9	3		4	R	M,SC	0	\$1,000.00
121759	Frostburg State University Campus	04/07/2014	Active(1)	4	0	0	0	0.00%	4		5			R	S,M,SC	24+	\$20.00
8925	GLADE VALLEY	04/03/1945	Active	38	2	1	1	2.70%	35	3	0			N		0	\$2,230.00
Exc Award (06/30/2016, 06/30/2018, 06/30/20)																	
8926	GRANTSVILLE	08/01/1961	Active	47	1	6	-5	-9.62%	52	5	3			N		5	\$1,000.00
Exc Award (06/30/2018)																	
84701	GREATER CARROLL	01/19/2005	Active	26	1	4	-3	-10.34%	27	8	0			R	M,SC	14	\$5,750.00
8927	HAGERSTOWN	03/13/1923	Active	40	0	0	0	0.00%	42		4			N		3	\$85.00
Exc Award (06/30/2023)																	



Club Health Assessment for District 22 W through March 2025

			Status	Membership							Reports					Finance	LCIF	
Club Number	Club Name	Charter Date		Current Member Count	YTD Members Added	YTD Members Dropped	YTD Net Growth	YTD Net Growth%	Member Count 12 Months Ago	Avg. length of service for dropped members	Months Since Last MMR ***	Yrs. Since Last Officer Report	President Rotation	Vice President Reported ****	Months Since Last Activity Report ***	Account Balance	Donations for current Fiscal Year	
			Number of times on status quo within last two years	If below 15 members appears					If net loss is greater than 20% appears		If no report in 3 months appears in	When more than one year appears in	Number of repeat terms	Notes the officers that do not have an active	If no report at 12 months appears in red			
8929	HAMPSTEAD	08/28/1951	Active	68	0	2	-2	-2.86%	70	2	0			N	M,SC	3		\$40.00
8930	HANCOCK	09/19/1951	Active	11	0	0	0	0.00%	11		5		10	R	VP,SC	24+		\$20.00
125240	Hancock Lioness	06/22/2015	Active	31	1	0	1	3.33%	29		4		2	N	SC	1		\$410.00
Exc Award (06/30/2018, 06/30/2023)																		
29999	HARNEY	12/09/1974	Active	16	0	0	0	0.00%	16		11		6		VP,SC	4		\$80.00
Exc Award (06/30/2019)																		
8931	KITZMILLER	04/20/1949	Active	23	0	0	0	0.00%	23		4		2	N	VP	2		\$530.00
8938	LA VALE	11/08/1955	Active	90	6	4	2	2.27%	88	12	0			N		0		\$2,835.00
Exc Award (06/30/2016, 06/30/2018, 06/30/2020)																		
8932	LIBERTYTOWN UNIONVILLE	04/25/1949	Active	24	3	1	2	9.09%	25	23	3				VP	1		\$100.00
8933	LINEBORO MANCHESTER	08/02/1945	Active	40	1	2	-1	-2.44%	40	29	0			N	M	1		\$875.00
8934	LONACONING	10/02/1931	Active	19	0	1	-1	-5.00%	20	14	2		2	R	SC	2	90+ Days	\$35.00
8936	MIDDLETOWN	02/27/1931	Active	49	3	4	-1	-2.00%	47	23	1		2	N		0		\$721.00
120806	Monocacy Community	11/22/2013	Cancelled(6*)	0	0	2	-2	-100.00%	8	11	8		None		P,S,T,M,VP SC	24+		
8937	MOUNT AIRY	10/25/1940	Active	15	3	4	-1	-6.25%	14	5	4			N	T,M,SC	23		\$500.00
30572	MOUNT SAVAGE MASON-DIXON	04/16/1975	Active	27	2	3	-1	-3.57%	32	24	1		None		P,T,M,VP,SC	0		\$1,025.00
97869	MT AIRY 4 COUNTY	10/25/2006	Active	58	1	12	-11	-15.94%	68	14	2			N	M	9		\$2,265.00
8939	MYERSVILLE	06/26/1946	Active	23	1	0	1	4.55%	22		8		3	R	M,SC	8		\$1,200.00
Exc Award (06/30/2018)																		
8941	NEW MARKET DISTRICT	03/08/1954	Active	34	1	7	-6	-15.00%	40	23	0			N		6		\$1,815.00
Exc Award (06/30/2018)																		
8940	NEW WINDSOR	12/18/1947	Active	38	6	1	5	15.15%	35	5	1			N		2		\$809.00
Exc Award (06/30/2023)																		
117694	NORTH BRANCH	08/22/2012	Active	12	1	1	0	0.00%	12	11	0		7	R	VP	1	90+ Days	\$20.00
8942	OAKLAND MT LAKE PARK	11/22/1940	Active	56	3	0	3	5.66%	54		2			N	SC	3		\$1,060.00
42393	RAWLINGS POTOMAC VALLEY	03/08/1983	Active(1)	14	0	0	0	0.00%	14		5		7	R	VP,SC	16	90+ Days	\$70.00



Club Health Assessment for District 22 W through March 2025

Club Number	Club Name	Charter Date	Status	Membership							Reports					Finance	LCIF
				Current Member Count	YTD Members Added	YTD Members Dropped	YTD Net Growth	YTD Net Growth%	Member Count 12 Months Ago	Avg. length of service for dropped members	Months Since Last MMR ***	Yrs. Since Last Officer Report	President Rotation	Vice President Reported ****	Months Since Last Activity Report ***	Account Balance	Donations for current Fiscal Year
			Number of times on status quo within last two years	If below 15 members appears				If net loss is greater than 20% appears			If no report in 3 months appears	When more than one year appears in	Number of repeat terms	Notes the officers that do not have an active	If no report at 12 months appears in red		
8943	ROARING RUN	01/21/1959	Active	35	5	2	3	9.38%	30	36	0			N	M	0	\$835.00
8944	SHARPSBURG	09/30/1949	Active	9	0	2	-2	-18.18%	11	24	1		8	R	M,VP,SC	8	\$700.00
8945	SILVER RUN UNION MILLS	03/09/1961	Active	4	0	0	0	0.00%	7		0		5		M,VP,SC	3	\$50.00
8946	SMITHSBURG	04/10/1945	Active	15	0	0	0	0.00%	15		0			N		0	\$20.00
115198	SOUTH CARROLL LIONESS	10/05/2011	Active	38	3	2	1	2.70%	39	7	3		2		VP	0	\$1,490.00
Exc Award (06/30/2022, 06/30/2023)																	
8947	TANEYTOWN	06/25/1947	Active	37	2	2	0	0.00%	37	14	0			N		2	\$5,656.00
8948	TAYLORSVILLE WINFIELD	01/27/1954	Active	15	0	2	-2	-11.76%	18	19	5		8		S,VP,SC	3	\$200.00
Exc Award (06/30/2016, 06/30/2019)																	
8949	TERRA RUBRA L C	02/17/1966	Active	60	1	2	-1	-1.64%	61	31	3			N		0	\$7,277.00
8950	THURMONT	10/28/1929	Active	63	2	4	-2	-3.08%	67	10	0				M,VP,SC	2	\$1,100.00
Exc Award (06/30/2016, 06/30/2017)																	
8951	UNION BRIDGE	12/13/1944	Active	29	3	3	0	0.00%	29	15	4		2	R	SC	17	\$1,000.00
38142	VALLEY	03/31/1980	Cancelled(6*)	0	0	7	-7	-100.00%	7	25	8	1	None		P,S,T,M,VP SC	12	90+ Days
8954	WESTMINSTER	11/07/1940	Active	32	1	2	-1	-3.03%	34	24	0			N		3	\$1,410.00
Exc Award (06/30/2017, 06/30/2024)																	
8955	WILLIAMSPORT	04/02/1945	Active	52	5	4	1	1.96%	55	13	0			N	SC	24+	\$1,200.00
Exc Award (06/30/2017)																	


Clubs Cancelled Previous Fiscal Year – Clubs Cancelled within last 12 months may be reinstated

Club Number	Club Name	Charter Date	Current Status*	Cancellation Date
139042	Deer Park-Swanton	06/30/2019	Cancelled(1*)	02/16/2024

Current Total Clubs Count	YTD New Clubs Count	YTD Cancelled Clubs Count	YTD Net Club Gain	Current Total Members Count	YTD Add	YTD Drop	YTD Net Growth	YTD Net Growth %	Member Count 12 Months Ago	Average Member Count Per Club	% of Clubs with less than 20 members	% No MMR in 3 Months	% No Officer Report in 12 Months	% of Clubs with balance 90+ days	Number of Clubs in Status Quo	% Status Quo Clubs in Financial Suspension	Number of Cancelled Clubs	Average Cancelled Club Age	Members Lost Due to Cancellation	% of Clubs Cancelled for Non-Financial Reasons
50	0	2	-2	1,568	81	117	-36	-2.24%	1,628	31	34%	48%	2%	12%	0	0%	2	30	9	100%



Club Health Assessment for District 22 W through March 2025

			Status	Membership							Reports					Finance	LCIF
Club Number	Club Name	Charter Date		Current Member Count	YTD Members Added	YTD Members Dropped	YTD Net Growth	YTD Net Growth%	Member Count 12 Months Ago	Avg. length of service for dropped members	Months Since Last MMR ***	Yrs. Since Last Officer Report	President Rotation	Vice President Reported ****	Months Since Last Activity Report ***	Account Balance	Donations for current Fiscal Year
			Number of times on status quo within last two years	If below 15 members appears				If net loss is greater than 20% appears			If no report in 3 months appears in	When more than one year appears in	Number of repeat terms	Notes the officers that do not have an active	If no report at 12 months appears in red		

* - P - Priority Club. Cancellation Reasons: 1-Objectives/conduct, 2-Non-active club, 5-Non-existing club, 6-Disbanding, 7-Merger, 8-Financial Suspension, 9-District/Multiple District Dues.
** - Abbreviation: P-President, S-Secretary, T-Treasurer, M-Member Chairperson, VP-First Vice President, MC-Communications Chairperson, SC-Service Chairperson
*** - Abbreviation: N/R - Never reported using the Lions Clubs website, N/A - Not applicable, No password registered for the Lions Clubs website.
**** - Abbreviation: N - New, IP - Immediate Past, R - Repeat.



Club Health Assessment for District 23 A through March 2025

			Status	Membership							Reports					Finance		LCIF
Club Number	Club Name	Charter Date		Current Member Count	YTD Members Added	YTD Members Dropped	YTD Net Growth	YTD Net Growth%	Member Count 12 Months Ago	Avg. length of service for dropped members	Months Since Last MMR ***	Yrs. Since Last Officer Report	President Rotation	Vice President Reported ****	Months Since Last Activity Report ***	Account Balance	Donations for current Fiscal Year	
			Number of times on status quo within last two years	If below 15 members appears				If net loss is greater than 20% appears			If no report in 3 months appears in	When more than one year appears in	Number of repeat terms	Notes the officers that do not have an active	If no report at 12 months appears in red			
Clubs less than two years old																		
172126	Ansonia	06/12/2024	Active	18	1	3	-2	-10.00%	0	1	7		2	M,VP,SC	1		\$40.00	
Clubs more than two years old																		
8958	BEACON FALLS	02/27/1953	Active	28	1	1	0	0.00%	28	20	1		3	N SC	2		\$1,210.00	
Exc Award (06/30/2023)																		
8959	BETHANY	03/06/1952	Active	66	8	5	3	4.76%	59	3	0			R M,SC	0		\$3,140.00	
Exc Award (06/30/2019, 06/30/2020, 06/30/2021)																		
8960	BETHEL	06/06/1928	Active	6	0	0	0	0.00%	6		10		9	R M,SC	5			
8961	BRANFORD	05/22/1951	Active	61	11	3	8	15.09%	52	8	0			N SC	4		\$1,045.00	
Exc Award (06/30/2023)																		
8962	BRIDGEPORT HOST	02/28/1921	Active	26	2	0	2	8.33%	23		0		3	R SC	1		\$485.00	
Exc Award (06/30/2023)																		
8966	BROOKFIELD	03/03/1966	Active	73	5	2	3	4.29%	72	4	0			VP	8		\$12,835.00	
Exc Award (06/30/2018, 06/30/2022, 06/30/2023)																		
8967	CHESHIRE	10/19/1949	Active	36	1	1	0	0.00%	36	2	3			N SC	0		\$2,720.00	
8968	DANBURY	09/08/1927	Active	89	5	3	2	2.30%	93	27	0			N SC	0		\$7,685.00	
Exc Award (06/30/2022, 06/30/2023)																		
8969	DARIEN	02/17/1949	Active	10	0	0	0	0.00%	10		9		8	R M,SC	2		\$1,000.00	
134305	Derby Centennial	04/18/2018	Active	16	2	1	1	6.67%	14	6	0		3	N M,SC	0		\$1,235.00	
Exc Award (06/30/2023)																		
8971	DEVON	04/30/1942	Active	3	0	0	0	0.00%	3		8		12	R M,SC	10	90+ Days		
68771	EAST HAVEN	05/13/2003	Active	29	3	5	-2	-6.45%	28	1	1		2	R	0		\$125.00	
Exc Award (06/30/2021, 06/30/2023, 06/30/2024)																		
8973	EASTON	04/19/1967	Active	21	0	0	0	0.00%	20		1		2	R M,SC	1		\$570.00	
8974	FAIRFIELD	10/20/1936	Active	2	0	0	0	0.00%	4		8		8	M,VP,SC	6			
8975	GEORGETOWN	02/24/1950	Active	17	1	1	0	0.00%	17	6	4		8	M,VP,SC	19		\$500.00	
8976	GREENWICH	08/28/1923	Active	27	3	2	1	3.85%	26	21	2		2	R	2		\$3,020.00	



Club Health Assessment for District 23 A through March 2025

			Status	Membership							Reports					Finance	LCIF	
Club Number	Club Name	Charter Date		Current Member Count	YTD Members Added	YTD Members Dropped	YTD Net Growth	YTD Net Growth%	Member Count 12 Months Ago	Avg. length of service for dropped members	Months Since Last MMR ***	Yrs. Since Last Officer Report	President Rotation	Vice President Reported ****	Months Since Last Activity Report ***	Account Balance	Donations for current Fiscal Year	
			Number of times on status quo within last two years	If below 15 members appears					If net loss is greater than 20% appears			If no report in 3 months appears in	When more than one year appears in	Number of repeat terms	Notes the officers that do not have an active	If no report at 12 months appears in red		
8978	GUILFORD	04/26/1950	Active(1)	5	0	0	0	0.00%	5		3		3	M,VP,SC	5	90+ Days		
8979	HAMDEN	11/17/1949	Active	32	7	4	3	10.34%	30	1	0		2	R	0		\$190.00	
Exc Award (06/30/2024)																		
8980	MADISON	02/22/1956	Active	12	1	1	0	0.00%	12	1	2		R	SC	5		\$500.00	
8981	MERIDEN	11/05/1923	Active	113	1	2	-1	-0.88%	110	35	1		N	SC	0		\$2,590.00	
Exc Award (06/30/2024)																		
8982	MIDDLEBURY	02/27/1952	Active	22	0	0	0	0.00%	24		9		4	P,M,VP,SC	5		\$10.00	
8983	MILFORD	07/24/1951	Active	19	2	0	2	11.76%	17		5			N	SC		0	\$500.00
8985	MONROE	03/20/1952	Active	11	1	3	-2	-15.38%	13	24	2		4	R	M,SC		5	\$200.00
8986	NAUGATUCK	12/12/1950	Active	6	0	3	-3	-33.33%	9	2	0		3	M,VP,SC	5		\$50.00	
8987	NEW CANAAN	03/15/1929	Active	14	0	1	-1	-6.67%	15	36	4		3	M,VP,SC	8			
8988	NEW FAIRFIELD	12/21/1951	Active	46	5	1	4	9.52%	38	33	3			M,VP,SC	4	\$3,257.00		
Exc Award (06/30/2022, 06/30/2023)																		
56805	NEW FAIRFIELD CANDLEWOOD	04/11/1995	Active	19	0	3	-3	-13.64%	22	24	3		2	R	SC	8	90+ Days	
8989	NEW HAVEN	02/09/1922	Active	29	1	1	0	0.00%	30	27	6		2	R		1		\$2,765.00
Exc Award (06/30/2022)																		
8991	NEWTOWN	11/30/1948	Active	54	5	0	5	10.20%	52		0			R	M,SC	3		\$5,380.00
Exc Award (06/30/2018)																		
8993	NORTH HAVEN	03/28/1952	Active	17	2	2	0	0.00%	15	1	1		3		VP	0		\$1,730.00
Exc Award (06/30/2020, 06/30/2021, 06/30/2022)																		
8994	NORWALK	07/10/1946	Active	24	2	2	0	0.00%	24	14	5		4	R	SC	0		\$600.00
8996	ORANGE	04/23/1952	Active	53	8	4	4	8.16%	49	2	0		2	N	SC	7		\$510.00
Exc Award (06/30/2018, 06/30/2022)																		
8997	OXFORD	03/15/1951	Active	20	0	2	-2	-9.09%	22	1	3		2	R	M,SC	8		
63134	PROSPECT	05/09/2000	Active	5	0	0	0	0.00%	5		1			IP	SC	11		
8999	RIDGEFIELD	04/19/1929	Active	26	5	3	2	8.33%	24	30	0		None	N	P,SC	0	\$2,010.00	
Exc Award (06/30/2022)																		



Club Health Assessment for District 23 A through March 2025

			Status	Membership							Reports					Finance	LCIF
Club Number	Club Name	Charter Date		Current Member Count	YTD Members Added	YTD Members Dropped	YTD Net Growth	YTD Net Growth%	Member Count 12 Months Ago	Avg. length of service for dropped members	Months Since Last MMR ***	Yrs. Since Last Officer Report	President Rotation	Vice President Reported ****	Months Since Last Activity Report ***	Account Balance	Donations for current Fiscal Year
			Number of times on status quo within last two years	If below 15 members appears				If net loss is greater than 20% appears			If no report in 3 months appears in	When more than one year appears in	Number of repeat terms	Notes the officers that do not have an active	If no report at 12 months appears in red		
9000	SEYMOUR	08/27/1952	Active	50	5	0	5	11.11%	57		1			R	0		\$1,570.00
	Exc Award (06/30/2017, 06/30/2018, 06/30/20																
126536	Southbury Community	01/25/2016	Active	17	0	0	0	0.00%	17		7			N	M,SC	0	\$40.00
9004	STAMFORD	11/11/1965	Active	2	2	0	2	100.00%	0		3			N	S,T,M,SC	3	
9005	STRATFORD	11/22/1929	Active	16	6	4	2	14.29%	9	12	0		2		M,VP,SC	1	\$40.00
	Exc Award (06/30/2024)																
45668	TRUMBULL CENTER	01/27/1986	Active	17	1	0	1	6.25%	16		1				VP,SC	0	\$100.00
132299	Wallingford Bengal Centennial	08/23/2017	Active	11	0	0	0	0.00%	11		1		2		S,VP,SC	17	90+ Days
9013	WALLINGFORD LIONS CLUB, INC.	12/18/1967	Active	22	2	1	1	4.76%	22	1	2		3	N	M,SC	7	\$390.00
	Exc Award (06/30/2022, 06/30/2023, 06/30/20																
9008	WATERBURY	10/18/1923	Active	25	2	2	0	0.00%	24	29	0				VP,SC	0	\$125.00
9009	WEST HAVEN	04/25/1951	Active	2	0	0	0	0.00%	1		3		2	N	S,T,M,SC	3	
9011	WOLCOTT	04/23/1952	Active	69	2	1	1	1.47%	69	43	2			N	SC	1	
	Exc Award (06/30/2018)																
9012	WOODBIDGE	05/24/1951	Active	6	0	2	-2	-25.00%	9	1	1		8		M,VP,SC	5	\$170.00

Clubs Cancelled Previous Fiscal Year – Clubs Cancelled within last 12 months may be reinstated

Club Number	Club Name	Charter Date	Current Status*	Cancellation Date
9006	TRUMBULL	11/30/1950	Cancelled(7*)	07/29/2023

Current Total Clubs Count	YTD New Clubs Count	YTD Cancelled Clubs Count	YTD Net Club Gain	Current Total Members Count	YTD Add	YTD Drop	YTD Net Growth	YTD Net Growth %	Member Count 12 Months Ago	Average Member Count Per Club	% of Clubs with less than 20 members	% No MMR in 3 Months	% No Officer Report in 12 Months	% of Clubs with balance 90+ days	Number of Clubs in Status Quo	% Status Quo Clubs in Financial Suspension	Number of Cancelled Clubs	Average Cancelled Club Age	Members Lost Due to Cancellation	% of Clubs Cancelled for Non-Financial Reasons
47	0	0	0	1,292	103	69	34	2.70%	1,242	27	49%	40%	0%	9%	0	0%	0	0	0	0%



Club Health Assessment for District 23 A through March 2025

			Status	Membership							Reports					Finance	LCIF
Club Number	Club Name	Charter Date		Current Member Count	YTD Members Added	YTD Members Dropped	YTD Net Growth	YTD Net Growth%	Member Count 12 Months Ago	Avg. length of service for dropped members	Months Since Last MMR ***	Yrs. Since Last Officer Report	President Rotation	Vice President Reported ****	Months Since Last Activity Report ***	Account Balance	Donations for current Fiscal Year
			Number of times on status quo within last two years	If below 15 members appears				If net loss is greater than 20% appears			If no report in 3 months appears in	When more than one year appears in	Number of repeat terms	Notes the officers that do not have an active	If no report at 12 months appears in red		

* - P - Priority Club. Cancellation Reasons: 1-Objectives/conduct, 2-Non-active club, 5-Non-existing club, 6-Disbanding, 7-Merger, 8-Financial Suspension, 9-District/Multiple District Dues.
** - Abbreviation: P-President, S-Secretary, T-Treasurer, M-Member Chairperson, VP-First Vice President, MC-Communications Chairperson, SC-Service Chairperson
*** - Abbreviation: N/R - Never reported using the Lions Clubs website, N/A - Not applicable, No password registered for the Lions Clubs website.
**** - Abbreviation: N - New, IP - Immediate Past, R - Repeat.



Club Health Assessment for District 23 B through March 2025

			Status	Membership							Reports					Finance	LCIF
Club Number	Club Name	Charter Date		Current Member Count	YTD Members Added	YTD Members Dropped	YTD Net Growth	YTD Net Growth%	Member Count 12 Months Ago	Avg. length of service for dropped members	Months Since Last MMR ***	Yrs. Since Last Officer Report	President Rotation	Vice President Reported ****	Months Since Last Activity Report ***	Account Balance	Donations for current Fiscal Year
			Number of times on status quo within last two years	If below 15 members appears				If net loss is greater than 20% appears			If no report in 3 months appears in	When more than one year appears in	Number of repeat terms	Notes the officers that do not have an active	If no report at 12 months appears in red		
Clubs less than two years old																	
177521	Greater Hartford Aikyam	08/16/2024	Active	20	20	0	20	100.00%	0		3			N	SC	N/R	90+ Days
Clubs more than two years old																	
9014	AVON	06/18/1951	Active	36	1	5	-4	-10.00%	40	4	2		3		T,M,VP,SC	0	90+ Days
Exc Award (06/30/2021, 06/30/2022)																	
9015	BARKHAMSTED	10/20/1966	Active	36	0	8	-8	-18.18%	45	6	1		2		VP,SC	0	\$442.00
Exc Award (06/30/2020, 06/30/2021, 06/30/2022)																	
9016	BERLIN	10/27/1941	Active	121	1	2	-1	-0.82%	116	26	0		2	N	SC	0	\$2,075.00
Exc Award (06/30/2023, 06/30/2024)																	
9017	BETHLEHEM	05/30/1972	Active(1)	21	1	3	-2	-8.70%	23	20	2			N	M,VP,SC	24+	
9018	BLOOMFIELD	03/05/1942	Active	30	3	1	2	7.14%	25	12	0		2	N		0	\$634.00
Exc Award (06/30/2022, 06/30/2023)																	
9019	BRISTOL	03/23/1926	Active	18	0	1	-1	-5.26%	19	5	2		6		T,VP,SC	1	\$7,220.00
Exc Award (06/30/2021)																	
9020	BURLINGTON	03/12/1968	Active	40	5	2	3	8.11%	37	9	6				S,M,VP,SC	7	\$959.00
53441	CANAAN NORTHWEST	06/29/1992	Active	18	0	1	-1	-5.26%	19	7	2				M,VP,SC	1	\$106.00
9021	CANTON	11/23/1951	Active	22	0	1	-1	-4.35%	23	23	6			IP	SC	5	\$100.00
Exc Award (06/30/2021)																	
38579	COLEBROOK	06/30/1980	Active	27	1	2	-1	-3.57%	30	21	2		12	R	SC	1	\$615.00
149081	CONNECTICUT UNITED HEARTS AND HANDS	11/22/2021	Active	11	0	3	-3	-21.43%	16	4	3		3	N	SC	8	\$20.00
Exc Award (06/30/2023)																	
9022	EAST GRANBY	04/28/1960	Active	11	0	0	0	0.00%	11		13		None		P,T,M,VP,SC	24+	
9023	EAST HARTFORD	01/16/1950	Active	43	7	1	6	16.22%	39	17	0		3	N	SC	3	\$4,656.60
Exc Award (06/30/2018)																	
9024	EAST WINDSOR	06/29/1953	Active	13	0	6	-6	-31.58%	19	3	2		2		VP,SC	2	\$441.00
Exc Award (06/30/2022, 06/30/2023)																	
9025	ENFIELD	03/31/1942	Active	15	2	1	1	7.14%	13	17	1		7	R	SC	0	\$455.00
Exc Award (06/30/2022)																	



Club Health Assessment for District 23 B through March 2025

			Status	Membership							Reports					Finance		LCIF
Club Number	Club Name	Charter Date		Current Member Count	YTD Members Added	YTD Members Dropped	YTD Net Growth	YTD Net Growth%	Member Count 12 Months Ago	Avg. length of service for dropped members	Months Since Last MMR ***	Yrs. Since Last Officer Report	President Rotation	Vice President Reported ****	Months Since Last Activity Report ***	Account Balance	Donations for current Fiscal Year	
			Number of times on status quo within last two years	If below 15 members appears				If net loss is greater than 20% appears			If no report in 3 months appears in	When more than one year appears in	Number of repeat terms	Notes the officers that do not have an active	If no report at 12 months appears in red			
135571	Glastonbury Centennial	06/26/2018	Active	12	3	3	0	0.00%	14	5	1		2	R	SC	1	\$456.00	
Exc Award (06/30/2021, 06/30/2023)																		
9027	GRANBY	03/20/1953	Active	49	2	0	2	4.26%	46		0		2	R	SC	0	\$1,476.00	
Exc Award (06/30/2022, 06/30/2023)																		
9028	GREATER HARTFORD HOST	05/18/1922	Active	28	1	1	0	0.00%	28	0	2			N	VP,SC	24+	\$282.00	
64449	GREATER HARTFORD WEST INDIAN	06/28/2001	Active	30	2	3	-1	-3.23%	31	12	0		4		T,M,VP,SC	0		
128882	Hartford County Everest Centennial	09/12/2016	Active	42	7	0	7	20.00%	42		7			R		0	\$3,565.00	
Exc Award (06/30/2020, 06/30/2021, 06/30/2022)																		
109889	HARTFORD DIVERSITY	12/15/2010	Active	11	0	1	-1	-8.33%	12	2	4		4	R	SC	0	\$224.00	
29404	HARTFORD EVENING	05/29/1974	Active	28	0	5	-5	-15.15%	33	10	3		7		S,M,VP,SC	24+	\$19.00	
Exc Award (06/30/2021, 06/30/2022)																		
51701	HARTFORD MULTI-NATIONAL	05/29/1991	Active	25	3	6	-3	-10.71%	34	2	0				VP,SC	3	\$2,075.00	
Exc Award (06/30/2023)																		
152799	Hartford Pak-K2	10/17/2022	Active	41	0	0	0	0.00%	37		10			N	SC	0		
35723	HARTLAND	06/19/1978	Active	21	0	2	-2	-8.70%	23	18	0		10	R	M,SC	0	\$25.00	
9029	HARWINTON	01/30/1962	Active	32	2	0	2	6.67%	32		1			N	SC	0	\$2,285.00	
35043	KENT	02/03/1978	Active	70	7	6	1	1.45%	64	5	0			N	SC	0		
9030	LITCHFIELD	01/30/1950	Active	56	0	2	-2	-3.45%	58	8	0		None		P,M,VP,SC	22	\$1,000.00	
9031	MANCHESTER	06/28/1949	Active	18	1	2	-1	-5.26%	18	9	1		2		M,VP,SC	2	\$19.00	
9032	MARLBOROUGH	10/28/1952	Active	20	1	2	-1	-4.76%	24	27	2			N	SC	0	\$512.00	
Exc Award (06/30/2021)																		
9033	NEW BRITAIN	07/11/1922	Active	48	4	6	-2	-4.00%	49	19	1				VP,SC	2	90+ Days \$528.00	
Exc Award (06/30/2021, 06/30/2023)																		
9035	NEW HARTFORD	09/17/1970	Active	30	0	1	-1	-3.23%	29	21	1		3	R	SC	1	\$1,509.00	
Exc Award (06/30/2021, 06/30/2022, 06/30/2023)																		
9037	NEW MILFORD	04/18/1929	Active	43	4	0	4	10.26%	39		1		2	N	SC	8	\$44.00	
9038	NORFOLK	01/30/1951	Active	20	5	2	3	17.65%	17	7	0		2	R	M,SC	4		



Club Health Assessment for District 23 B through March 2025

			Status	Membership							Reports					Finance	LCIF	
Club Number	Club Name	Charter Date		Current Member Count	YTD Members Added	YTD Members Dropped	YTD Net Growth	YTD Net Growth%	Member Count 12 Months Ago	Avg. length of service for dropped members	Months Since Last MMR ***	Yrs. Since Last Officer Report	President Rotation	Vice President Reported ****	Months Since Last Activity Report ***	Account Balance	Donations for current Fiscal Year	
			Number of times on status quo within last two years	If below 15 members appears				If net loss is greater than 20% appears			If no report in 3 months appears in	When more than one year appears in	Number of repeat terms	Notes the officers that do not have an active	If no report at 12 months appears in red			
140733	Northwestern Connecticut Cyber Exc Award (06/30/2023)	01/29/2020	Active	22	0	2	-2	-8.33%	25	3	6		4	R	S,T,SC	8		\$20.00
9039	PLAINVILLE Exc Award (06/30/2024)	05/15/1941	Active	22	1	0	1	4.76%	21		2		8		M,VP,SC	0		\$87.00
154083	Riverton (CT)	03/28/2023	Active	30	5	1	4	15.38%	26	1	0			N		3		\$3,655.83
9040	ROCKY HILL	02/28/1949	Active	17	1	1	0	0.00%	17	29	2				VP,SC	3		\$19.00
127325	Rocky Hill Veteran	04/21/2016	Active	4	0	2	-2	-33.33%	8	4	7			N	T,M,SC	2		\$373.11
9042	SIMSBURY Exc Award (06/30/2018, 06/30/2023)	06/15/1965	Active	25	0	1	-1	-3.85%	27	36	5			R		3	90+ Days	\$182.00
9044	SOUTH WINDSOR Exc Award (06/30/2022)	06/08/1961	Active	38	3	0	3	8.57%	36		4			N	SC	0		\$2,082.00
9043	SOUTHINGTON	02/05/1942	Active	22	1	2	-1	-4.35%	24	23	5			N	SC	3		\$1,017.00
9045	SUFFIELD	04/29/1955	Active	5	0	1	-1	-16.67%	6	8	1				M,VP,SC	3		
9046	TERRYVILLE	06/27/1941	Active	92	1	1	0	0.00%	85	0	1			R	SC	0		\$3,040.00
105281	THOMASTON	04/20/2009	Active	25	1	3	-2	-7.41%	28	3	3		None	R	P,M	4		
9048	TORRINGTON	11/30/1925	Active	27	3	6	-3	-10.00%	31	23	1			N	M,SC	0		\$20.00
9049	UNIONVILLE	11/29/1941	Active	19	0	0	0	0.00%	19		0		4	R	T,M,VP,SC	N/R		\$100.00
9050	WASHINGTON	05/31/1941	Active	37	1	0	1	2.78%	35		4		15	N	M	24+		
9051	WATERTOWN Exc Award (06/30/2023)	10/25/1949	Active	41	1	1	0	0.00%	41	0	3		2	R	M,SC	8		\$22.00
140049	West Hartford Lumbini Exc Award (06/30/2021)	10/18/2019	Active	41	4	0	4	10.81%	36		6			N		7		\$1,166.00
9053	WETHERSFIELD	11/29/1949	Active	9	6	0	6	200.00%	4		0		8	R	M,SC	2	90+ Days	\$500.00
9054	WINDSOR Exc Award (06/30/2021, 06/30/2022, 06/30/2023)	12/15/1949	Active	48	5	2	3	6.67%	46	14	2				VP	1	90+ Days	\$19.00
9055	WINDSOR LOCKS Exc Award (06/30/2022)	06/06/1942	Active	80	7	13	-6	-6.98%	94	11	0			N	SC	9		\$1,525.00



Club Health Assessment for District 23 B through March 2025

			Status	Membership							Reports					Finance	LCIF
Club Number	Club Name	Charter Date		Current Member Count	YTD Members Added	YTD Members Dropped	YTD Net Growth	YTD Net Growth%	Member Count 12 Months Ago	Avg. length of service for dropped members	Months Since Last MMR ***	Yrs. Since Last Officer Report	President Rotation	Vice President Reported ****	Months Since Last Activity Report ***	Account Balance	Donations for current Fiscal Year
			Number of times on status quo within last two years	If below 15 members appears				If net loss is greater than 20% appears			If no report in 3 months appears in	When more than one year appears in	Number of repeat terms	Notes the officers that do not have an active	If no report at 12 months appears in red		
9056	WINSTED Exc Award (06/30/2021)	03/16/1960	Active	18	2	0	2	12.50%	16		6			N M,VP,SC	0		\$54.00
9057	WOODBURY Exc Award (06/30/2022)	04/08/1936	Active	60	5	3	2	3.45%	56	4	0			N	0		\$1,023.00

Clubs Cancelled Previous Fiscal Year – Clubs Cancelled within last 12 months may be reinstated

Club Number	Club Name	Charter Date	Current Status*	Cancellation Date
118811	HARTFORD SAINT LUCIAN	02/20/2013	Cancelled(8*)	12/29/2023

Current Total Clubs Count	YTD New Clubs Count	YTD Cancelled Clubs Count	YTD Net Club Gain	Current Total Members Count	YTD Add	YTD Drop	YTD Net Growth	YTD Net Growth %	Member Count 12 Months Ago	Average Member Count Per Club	% of Clubs with less than 20 members	% No MMR in 3 Months	% No Officer Report in 12 Months	% of Clubs with balance 90+ days	Number of Clubs in Status Quo	% Status Quo Clubs in Financial Suspension	Number of Cancelled Clubs	Average Cancelled Club Age	Members Lost Due to Cancellation	% of Clubs Cancelled for Non-Financial Reasons
56	1	0	1	1,788	130	118	12	0.68%	1,786	32	27%	34%	0%	11%	0	0%	0	0	0	0%

* - P - Priority Club. Cancellation Reasons: 1-Objectives/conduct, 2-Non-active club, 5-Non-existing club, 6-Disbanding, 7-Merger, 8-Financial Suspension, 9-District/Multiple District Dues.

** - Abbreviation: P-President, S-Secretary, T-Treasurer, M-Member Chairperson, VP-First Vice President, MC-Communications Chairperson, SC-Service Chairperson

*** - Abbreviation: N/R - Never reported using the Lions Clubs website, N/A - Not applicable, No password registered for the Lions Clubs website.

**** - Abbreviation: N - New, IP - Immediate Past, R - Repeat.



Club Health Assessment for District 23 C through March 2025

			Status	Membership							Reports					Finance		LCIF
Club Number	Club Name	Charter Date		Current Member Count	YTD Members Added	YTD Members Dropped	YTD Net Growth	YTD Net Growth%	Member Count 12 Months Ago	Avg. length of service for dropped members	Months Since Last MMR ***	Yrs. Since Last Officer Report	President Rotation	Vice President Reported ****	Months Since Last Activity Report ***	Account Balance	Donations for current Fiscal Year	
			Number of times on status quo within last two years	If below 15 members appears					If net loss is greater than 20% appears		If no report in 3 months appears in	When more than one year appears in	Number of repeat terms	Notes the officers that do not have an active	If no report at 12 months appears in red			
Clubs less than two years old																		
179958	Chaplin Veterans	12/19/2024	Active	22	22	0	22	100.00%	0		0			N	M,SC	0	90+ Days \$45.00	
179116	Comstock Regional	10/17/2024	Active	25	27	2	25	100.00%	0	0	2			N	M,SC	0	\$120.00	
181235	UConn	03/13/2025	Newly Chartered	28	28	0	28	100.00%	0		0			N	M,SC	0		
179953	Willimantic Latino	12/18/2024	Active	20	25	5	20	100.00%	0	0	0			N	M,SC	1	\$25.00	
Clubs more than two years old																		
32002	BOLTON	04/05/1976	Active	8	0	0	0	0.00%	8		12		6	R	M,SC	24+	90+ Days \$30.00	
52895	BOLTON REGIONAL	04/16/1992	Active	16	1	0	1	6.67%	12		2		4	R	P,SC	1	\$400.00	
9059	CANTERBURY	06/12/1972	Active	32	3	0	3	10.34%	29		0			R	P,SC	0	\$1,183.00	
Exc Award (06/30/2017, 06/30/2022, 06/30/20)																		
9060	CLINTON	09/26/1950	Active	41	0	0	0	0.00%	41		2		2	R	M,SC	1	\$1,000.00	
Exc Award (06/30/2021, 06/30/2022)																		
9061	COLCHESTER	08/02/1949	Active	84	6	5	1	1.20%	81	7	0			N	SC	1	\$1,839.72	
Exc Award (06/30/2016, 06/30/2017, 06/30/20)																		
9062	COLUMBIA	05/23/1955	Active	32	1	2	-1	-3.03%	30	8	1			N	M,SC	1	\$1,100.00	
Exc Award (06/30/2017)																		
9063	COVENTRY	09/30/1952	Active	30	6	2	4	15.38%	28	1	0		3	R	SC	0	\$780.00	
138089	Cromwell CT	02/13/2020	Active	27	2	0	2	8.00%	23		0		4	R		0	\$3,032.50	
Exc Award (06/30/2022, 06/30/2023, 06/30/20)																		
9065	DANIELSON	04/01/1954	Active	19	0	0	0	0.00%	17		2			R	M,SC	3	\$1,010.00	
Exc Award (06/30/2018)																		
9066	DEEP RIVER-CHESTER	09/01/1950	Active	17	3	2	1	6.25%	15	5	0		2		VP,SC	1	\$50.00	
9067	DURHAM	10/24/1951	Active	13	1	0	1	8.33%	12		9		16		VP,SC	4	\$2,250.00	
9068	EAST HADDAM	02/21/1955	Active	28	0	1	-1	-3.45%	28	44	0		6		M,VP,SC	3	\$2,000.00	
52684	EAST HADDAM COMMUNITY	03/13/1992	Active	55	6	3	3	5.77%	52	4	0			N	SC	2	\$1,774.00	
Exc Award (06/30/2018, 06/30/2023)																		
9069	EAST HAMPTON	03/30/1957	Active	49	1	0	1	2.08%	42		4		2	R	M,SC	1	\$11,200.47	



Club Health Assessment for District 23 C through March 2025

			Status	Membership							Reports					Finance	LCIF
Club Number	Club Name	Charter Date		Current Member Count	YTD Members Added	YTD Members Dropped	YTD Net Growth	YTD Net Growth%	Member Count 12 Months Ago	Avg. length of service for dropped members	Months Since Last MMR ***	Yrs. Since Last Officer Report	President Rotation	Vice President Reported ****	Months Since Last Activity Report ***	Account Balance	Donations for current Fiscal Year
			Number of times on status quo within last two years	If below 15 members appears				If net loss is greater than 20% appears			If no report in 3 months appears in	When more than one year appears in	Number of repeat terms	Notes the officers that do not have an active	If no report at 12 months red		
Exc Award (06/30/2022)																	
103885	EASTERN CONNECTICUT ASIAN AND AMERICAN L C	11/03/2008	P- Active	9	2	0	2	28.57%	7		7		6	R SC	1	90+ Days	\$1,000.00
141872	Eastern Connecticut Virtual	06/26/2020	Active	7	1	2	-1	-12.50%	10	3	1			R M,SC	1		\$40.00
127444	Ellington Centennial	05/06/2016	Active	14	3	2	1	7.69%	12	19	0		None	P,VP,SC	0		
Exc Award (06/30/2023)																	
9070	ESSEX	08/24/1950	Active	53	7	4	3	6.00%	50	23	0		3	N SC	0		\$2,600.00
9071	FRANKLIN	03/18/1968	Active	17	0	0	0	0.00%	17		11		16	T,VP,SC	4		\$125.00
Exc Award (06/30/2022)																	
9073	HADDAM	09/12/1951	Active	6	0	0	0	0.00%	6		8			T,VP,SC	2	90+ Days	
9074	HEBRON	12/03/1969	Active	63	5	3	2	3.28%	61	12	0		2	N SC	0		\$20,060.00
Exc Award (06/30/2021)																	
9075	KILLINGWORTH	11/18/1970	Active	57	3	7	-4	-6.56%	64	9	0			VP,SC	0		\$3,630.00
Exc Award (06/30/2018, 06/30/2019, 06/30/20)																	
9076	LEBANON	01/31/1952	Active	50	2	4	-2	-3.85%	52	14	2			N	2		\$1,050.00
Exc Award (06/30/2024)																	
9077	LEDYARD	08/11/1960	Active	37	6	0	6	19.35%	28		0			N	0		\$752.00
Exc Award (06/30/2023, 06/30/2024)																	
129793	LISBON-GRISWOLD CENTENNIAL	01/13/2017	Active	18	0	0	0	0.00%	19		1		3	R M	4		\$647.50
Exc Award (06/30/2021)																	
9078	LYME OLD LYME L C	04/11/1972	Active	37	4	4	0	0.00%	37	26	2			M,VP,SC	0		\$1,115.00
Exc Award (06/30/2022)																	
9097	MANSFIELD	04/07/1952	Active	15	2	0	2	15.38%	13		4		8	M,VP,SC	4		\$1,270.00
Exc Award (06/30/2022)																	
9079	MIDDLEFIELD	05/11/1956	Active	31	0	3	-3	-8.82%	35	8	0			VP,SC	0		\$1,055.00
9080	MIDDLETOWN	05/28/1929	Active	10	0	2	-2	-16.67%	12	6	0		2	R M,SC	5		\$1,000.00
Exc Award (06/30/2018, 06/30/2019, 06/30/20)																	
9081	MONTVILLE	06/11/1958	Active	16	1	1	0	0.00%	17	7	0		5	N SC	0		\$942.97
Exc Award (06/30/2018)																	




Club Health Assessment for District 23 C through March 2025

			Status	Membership							Reports					Finance	LCIF
Club Number	Club Name	Charter Date		Current Member Count	YTD Members Added	YTD Members Dropped	YTD Net Growth	YTD Net Growth%	Member Count 12 Months Ago	Avg. length of service for dropped members	Months Since Last MMR ***	Yrs. Since Last Officer Report	President Rotation	Vice President Reported ****	Months Since Last Activity Report ***	Account Balance	Donations for current Fiscal Year
			Number of times on status quo within last two years	If below 15 members appears				If net loss is greater than 20% appears			If no report in 3 months appears in	When more than one year appears in	Number of repeat terms	Notes the officers that do not have an active	If no report at 12 months appears in red		
52745	MONTVILLE MOHEGAN-PEQUOT	03/27/1992	Active	17	0	0	0	0.00%	15		8			VP,SC	5		\$10.00
	Exc Award (06/30/2016, 06/30/2022, 06/30/20																
9083	MYSTIC	09/15/1949	Active	43	1	3	-2	-4.44%	31	33	0		2	N	SC	1	\$2,243.10
	Exc Award (06/30/2017)																
9084	NEW LONDON	08/15/1922	Active	18	0	0	0	0.00%	19		10		3	N	SC	1	\$100.00
	Exc Award (06/30/2021, 06/30/2022)																
9085	NIANTIC	08/23/1949	Active	64	2	1	1	1.59%	70	27	1			N	SC	0	\$2,605.00
	Exc Award (06/30/2021, 06/30/2022)																
9086	NORTH STONINGTON	03/27/1967	Active	29	1	1	0	0.00%	33	14	2				VP,SC	1	\$1,740.00
	Exc Award (06/30/2017, 06/30/2018, 06/30/20																
9087	NORWICH	04/11/1939	Active	11	0	0	0	0.00%	10		9		2		M,VP,SC	4	\$590.00
	Exc Award (06/30/2024)																
9089	OLD SAYBROOK	06/27/1950	Active	29	0	4	-4	-12.12%	30	17	0			N	SC	0	\$2,674.25
	Exc Award (06/30/2022, 06/30/2024)																
9090	PAWCATUCK	10/25/1950	Active	31	0	1	-1	-3.13%	32	24	6		2	R	SC	4	\$940.00
	Exc Award (06/30/2022)																
9082	PLAINFIELD	12/13/1951	Active	28	2	5	-3	-9.68%	31	9	0		3	N	SC	1	\$462.00
	Exc Award (06/30/2022, 06/30/2023, 06/30/20																
9091	POMFRET	09/09/1954	Active	46	21	1	20	76.92%	26	0	0		2	R	T,M,SC	24+	\$1,025.00
	Exc Award (06/30/2022)																
135479	Portland	06/29/2018	Active	25	1	0	1	4.17%	24		3			N	M	0	\$873.48
	Exc Award (06/30/2019, 06/30/2020, 06/30/20																
9093	PUTNAM	09/29/1949	Active	56	1	4	-3	-5.08%	57	10	0			N	SC	1	90+ Days \$1,004.00
	Exc Award (06/30/2019, 06/30/2020, 06/30/20																
9094	SALEM	05/17/1973	Active	31	0	2	-2	-6.06%	31	7	2			R	SC	4	90+ Days \$280.00
	Exc Award (06/30/2021, 06/30/2023, 06/30/20																
9095	SOMERS	01/30/1953	Active	18	1	0	1	5.88%	17		8		7	R	M,SC	0	
	Exc Award (06/30/2024)																
9096	STAFFORD	07/30/1951	Active	21	0	4	-4	-16.00%	27	9	0				VP,SC	3	\$930.00



Club Health Assessment for District 23 C through March 2025

			Status	Membership							Reports					Finance	LCIF	
Club Number	Club Name	Charter Date		Current Member Count	YTD Members Added	YTD Members Dropped	YTD Net Growth	YTD Net Growth%	Member Count 12 Months Ago	Avg. length of service for dropped members	Months Since Last MMR ***	Yrs. Since Last Officer Report	President Rotation	Vice President Reported ****	Months Since Last Activity Report ***	Account Balance	Donations for current Fiscal Year	
			Number of times on status quo within last two years	If below 15 members appears					If net loss is greater than 20% appears			If no report in 3 months appears in	When more than one year appears in	Number of repeat terms	Notes the officers that do not have an active	If no report at 12 months appears in red		
Exc Award (06/30/2021, 06/30/2022)																		
60877	TAFTVILLE	06/15/1998	Active	16	0	0	0	0.00%	16		0		3	M,VP,SC	1		\$100.00	
Exc Award (06/30/2016, 06/30/2017, 06/30/2020)																		
9099	THOMPSON	04/29/1953	Active	37	0	0	0	0.00%	37		5			R P,SC	10		\$1,132.00	
Exc Award (06/30/2023)																		
9100	TOLLAND	11/10/1969	Active	28	0	1	-1	-3.45%	28	45	2		2	M,VP,SC	5		\$2,354.00	
Exc Award (06/30/2017, 06/30/2024)																		
133871	Vernon-Rockville	04/10/2018	Active	6	1	2	-1	-14.29%	7	4	2		None	P,S,T,M,VP SC	0		\$50.00	
Exc Award (06/30/2021)																		
53387	WATERFORD REGIONAL	06/30/1992	Active	23	1	1	0	0.00%	26	7	1			N M,SC	0		\$1,223.00	
Exc Award (06/30/2017, 06/30/2018, 06/30/2020)																		
9102	WILLIMANTIC	03/31/1941	Active	36	4	1	3	9.09%	34	8	4		3	N M,SC	0		\$1,700.00	
Exc Award (06/30/2022, 06/30/2023)																		
9103	WOODSTOCK	01/16/1956	Active	25	0	4	-4	-13.79%	29	21	5		None	N P	6		\$660.00	
Exc Award (06/30/2023)																		

Clubs Cancelled Previous Fiscal Year – Clubs Cancelled within last 12 months may be reinstated

Club Number	Club Name	Charter Date	Current Status*	Cancellation Date
9072	GROTON	09/24/1929	Cancelled(6*)	06/29/2024
109940	UNIVERSITY OF CT CAMPUS	12/20/2010	Cancelled(8*)	08/29/2023
9101	WATERFORD	06/11/1952	Cancelled(6*)	05/29/2024

Current Total Clubs Count	YTD New Clubs Count	YTD Cancelled Clubs Count	YTD Net Club Gain	Current Total Members Count	YTD Add	YTD Drop	YTD Net Growth	YTD Net Growth %	Member Count 12 Months Ago	Average Member Count Per Club	% of Clubs with less than 20 members	% No MMR in 3 Months	% No Officer Report in 12 Months	% of Clubs with balance 90+ days	Number of Clubs in Status Quo	% Status Quo Clubs in Financial Suspension	Number of Cancelled Clubs	Average Cancelled Club Age	Members Lost Due to Cancellation	% of Clubs Cancelled for Non-Financial Reasons
56	4	0	4	1,624	204	89	115	7.62%	1,488	29	36%	29%	0%	11%	0	0%	0	0	0	0%



Club Health Assessment for District 23 C through March 2025

			Status	Membership							Reports					Finance	LCIF
Club Number	Club Name	Charter Date		Current Member Count	YTD Members Added	YTD Members Dropped	YTD Net Growth	YTD Net Growth%	Member Count 12 Months Ago	Avg. length of service for dropped members	Months Since Last MMR ***	Yrs. Since Last Officer Report	President Rotation	Vice President Reported ****	Months Since Last Activity Report ***	Account Balance	Donations for current Fiscal Year
			Number of times on status quo within last two years	If below 15 members appears				If net loss is greater than 20% appears			If no report in 3 months appears in	When more than one year appears in	Number of repeat terms	Notes the officers that do not have an active	If no report at 12 months appears in red		

* - P - Priority Club. Cancellation Reasons: 1-Objectives/conduct, 2-Non-active club, 5-Non-existing club, 6-Disbanding, 7-Merger, 8-Financial Suspension, 9-District/Multiple District Dues.
** - Abbreviation: P-President, S-Secretary, T-Treasurer, M-Member Chairperson, VP-First Vice President, MC-Communications Chairperson, SC-Service Chairperson
*** - Abbreviation: N/R - Never reported using the Lions Clubs website, N/A - Not applicable, No password registered for the Lions Clubs website.
**** - Abbreviation: N - New, IP - Immediate Past, R - Repeat.



Club Health Assessment for District 33 Y through March 2025

			Status	Membership							Reports					Finance	LCIF
Club Number	Club Name	Charter Date		Current Member Count	YTD Members Added	YTD Members Dropped	YTD Net Growth	YTD Net Growth%	Member Count 12 Months Ago	Avg. length of service for dropped members	Months Since Last MMR ***	Yrs. Since Last Officer Report	President Rotation	Vice President Reported ****	Months Since Last Activity Report ***	Account Balance	Donations for current Fiscal Year
			Number of times on status quo within last two years	If below 15 members appears				If net loss is greater than 20% appears			If no report in 3 months appears in	When more than one year appears in	Number of repeat terms	Notes the officers that do not have an active	If no report at 12 months red		
Clubs more than two years old																	
11924	ADAMS	07/31/1939	Active	63	5	7	-2	-3.08%	61	24	1		2	N	SC	0	\$1,050.00
11925	AGAWAM	03/17/1944	Active	68	1	10	-9	-11.69%	67	7	2		2	N		1	\$1,000.00
117176	AMHERST	06/15/2012	Active	2	0	0	0	0.00%	2		19		6		M,VP,SC	24+	
11928	BELCHERTOWN	09/06/1945	Active	43	4	5	-1	-2.27%	42	9	0			N	P,T,SC	24+	\$4,000.00
11929	CHARLEMONT	11/20/1946	Active	13	0	0	0	0.00%	13		10		2	N	SC	6	\$100.00
11930	CHESHIRE	11/08/1955	Active	25	2	5	-3	-10.71%	29	9	0				M,VP,SC	11	\$500.00
11933	CUMMINGTON	01/07/1968	Active	7	0	0	0	0.00%	7		25		10	N	VP,SC	24+	90+ Days
11934	DALTON	12/22/1960	Active	19	0	0	0	0.00%	18		10		5	R	P,VP,SC	24+	\$100.00
11969	DEERFIELD	04/12/1946	Active	16	0	3	-3	-15.79%	21	23	2		16	N	VP,SC	24+	\$100.00
11936	EAST LONGMEADOW	02/22/1943	Active	43	7	1	6	16.22%	41	7	0		4		VP,SC	3	
11938	GRANBY	08/11/1953	Active	24	3	0	3	14.29%	23		0		2		M,VP,SC	24+	
11939	GRANVILLE-TOLLAND L C	06/02/1965	Active	23	0	0	0	0.00%	25		2			R	M,SC	24+	\$500.00
11944	HATFIELD	12/20/1944	Active	17	1	2	-1	-5.56%	17	12	1			N	M,VP,SC	5	
11945	HINSDALE	12/16/1954	Active	21	5	2	3	16.67%	18	11	0		7	R	P,M,VP,SC	5	\$300.00
11946	HOLYOKE	11/24/1922	Active	8	0	0	0	0.00%	8		18		14		P,VP,SC	24+	\$1,000.00
11948	HUNTINGTON	09/11/1951	Active	10	1	3	-2	-16.67%	10	9	0		2	R	M,SC	0	\$250.00
11951	LEE	12/08/1964	Active	30	2	2	0	0.00%	30	11	1			R	M,SC	0	\$2,250.00
11954	LUDLOW	01/18/1943	Active	38	0	1	-1	-2.56%	41	3	0		2	N	SC	24+	\$1,155.00
11956	NORTH ADAMS	07/28/1938	Active	20	5	1	4	25.00%	16	16	2		4		M,VP,SC	4	
11957	NORTHAMPTON	03/16/1936	Active	32	1	3	-2	-5.88%	34	6	0			N		0	\$575.00
41332	PELHAM	05/25/1982	Active	1	1	3	-2	-66.67%	13	34	5		5		M,VP,SC	24+	\$50.00
11959	PITTSFIELD	08/01/1922	Active	14	1	0	1	7.69%	13		8		5		VP,SC	24+	\$675.00
11962	SOUTHAMPTON	02/19/1962	Active	29	0	3	-3	-9.38%	33	9	6			N	T,SC	24+	
11964	SOUTHWICK	04/02/1947	Active	60	5	1	4	7.14%	57	15	0			R	SC	1	\$5,697.35



Club Health Assessment for District 33 Y through March 2025

Club Number	Club Name	Charter Date	Status	Membership							Reports					Finance	LCIF
				Current Member Count	YTD Members Added	YTD Members Dropped	YTD Net Growth	YTD Net Growth%	Member Count 12 Months Ago	Avg. length of service for dropped members	Months Since Last MMR ***	Yrs. Since Last Officer Report	President Rotation	Vice President Reported ****	Months Since Last Activity Report ***	Account Balance	Donations for current Fiscal Year
			Number of times on status quo within last two years	If below 15 members appears				If net loss is greater than 20% appears			If no report in 3 months appears	When more than one year appears in	Number of repeat terms	Notes the officers that do not have an active	If no report at 12 months appears in red		
Exc Award (06/30/2024)																	
11967	SPRINGFIELD 16 ACRES	04/25/1947	Active	21	2	3	-1	-4.55%	25	17	3		3	VP,SC	0		
11968	STOCKBRIDGE	05/18/1965	Active	4	0	0	0	0.00%	4		55		14	P,S,T,M,VP SC	N/R		
11972	WEST SPRINGFIELD	10/31/1945	Active	69	5	2	3	4.55%	65	17	0		2	VP,SC	4		\$700.00
11974	WILBRAHAM	09/19/1946	Active	9	0	0	0	0.00%	10		9		8	T,VP,SC	18		
11970	WILLIAMSBURG	10/05/1971	Active	11	0	0	0	0.00%	11		12		2	N P,T,SC	24+		\$400.00

Clubs Cancelled Previous Fiscal Year – Clubs Cancelled within last 12 months may be reinstated

Club Number	Club Name	Charter Date	Current Status*	Cancellation Date
11963	SOUTH HADLEY	06/19/1946	Cancelled(6*)	10/29/2023

Current Total Clubs Count	YTD New Clubs Count	YTD Cancelled Clubs Count	YTD Net Club Gain	Current Total Members Count	YTD Add	YTD Drop	YTD Net Growth	YTD Net Growth %	Member Count 12 Months Ago	Average Member Count Per Club	% of Clubs with less than 20 members	% No MMR in 3 Months	% No Officer Report in 12 Months	% of Clubs with balance 90+ days	Number of Clubs in Status Quo	% Status Quo Clubs in Financial Suspension	Number of Cancelled Clubs	Average Cancelled Club Age	Members Lost Due to Cancellation	% of Clubs Cancelled for Non-Financial Reasons
29	0	0	0	740	51	57	-6	-0.80%	754	26	45%	41%	0%	3%	0	0%	0	0	0	0%

* - P - Priority Club. Cancellation Reasons: 1-Objectives/conduct, 2-Non-active club, 5-Non-existing club, 6-Disbanding, 7-Merger, 8-Financial Suspension, 9-District/Multiple District Dues.

** - Abbreviation: P-President, S-Secretary, T-Treasurer, M-Member Chairperson, VP-First Vice President, MC-Communications Chairperson, SC-Service Chairperson

*** - Abbreviation: N/R - Never reported using the Lions Clubs website, N/A - Not applicable, No password registered for the Lions Clubs website.

**** - Abbreviation: N - New, IP - Immediate Past, R - Repeat.



Club Health Assessment for District 33 A through March 2025

			Status	Membership							Reports					Finance		LCIF
Club Number	Club Name	Charter Date		Current Member Count	YTD Members Added	YTD Members Dropped	YTD Net Growth	YTD Net Growth%	Member Count 12 Months Ago	Avg. length of service for dropped members	Months Since Last MMR ***	Yrs. Since Last Officer Report	President Rotation	Vice President Reported ****	Months Since Last Activity Report ***	Account Balance	Donations for current Fiscal Year	
			Number of times on status quo within last two years	If below 15 members appears					If net loss is greater than 20% appears			If no report in 3 months appears in	When more than one year appears in	Number of repeat terms	Notes the officers that do not have an active	If no report at 12 months appears in red		
Clubs less than two years old																		
157827	Worcester	04/11/2024	Active	23	4	2	2	9.52%	0	1	3		2	R	M,SC	3		\$1,506.00
Clubs more than two years old																		
11976	ASHBURNHAM	02/15/1965	Active	29	0	0	0	0.00%	30		4				M,VP,SC	6		\$1,400.00
11977	ATHOL	01/31/1950	Active	44	2	5	-3	-6.38%	48	10	0			N	SC	1		\$55.00
11978	AUBURN	05/22/1952	Active(2)	5	0	0	0	0.00%	5		14	1	None		P,S,T,M,VP SC	0	90+ Days	\$100.00
11979	BARRE	06/16/1964	Active	19	0	0	0	0.00%	20		7			R	SC	1		\$390.00
Exc Award (06/30/2018, 06/30/2020)																		
131951	Bay State VIP	06/28/2017	Active(1)	2	0	0	0	0.00%	2		12	1	None		P,S,T,M,VP SC	7	90+ Days	
11980	BERLIN	03/23/1965	Active(2)	11	0	0	0	0.00%	11		14				M,VP,SC	23		
11981	BOLTON	06/09/1964	Active	4	1	0	1	33.33%	3		3				M,VP,SC	24+	90+ Days	\$300.00
11983	BOYLSTON	03/10/1964	Active	48	0	0	0	0.00%	46		2		2	N	SC	4		
11984	BROOKFIELDS	05/25/1943	Active	35	2	1	1	2.94%	34	43	0		7	R	T,M,SC	5		\$2,705.00
Exc Award (06/30/2020)																		
31336	CHARLTON	11/10/1975	Active	27	4	4	0	0.00%	27	5	4			N	SC	16		\$550.00
11985	CLINTON	02/09/1942	Active	1	0	0	0	0.00%	1		12	1	None		P,S,T,M,VP SC	24+		
11987	FITCHBURG COMMUNITY	10/06/1949	Active	17	0	4	-4	-19.05%	22	8	7		5	N	SC	3		\$700.00
11988	GARDNER	08/25/1949	Active	49	4	5	-1	-2.00%	52	20	0		2		M,VP,SC	1		\$500.00
11989	GRAFTON	01/01/1955	Active	32	5	7	-2	-5.88%	36	18	6		3	R	M,SC	0		\$1,750.00
Exc Award (06/30/2021)																		
11990	HARVARD	03/16/1957	Active	70	6	2	4	6.06%	66	19	0			N	M,SC	3		\$4,000.00
Exc Award (06/30/2020)																		
68651	HOPEDALE	04/18/2003	Active(1)	3	0	0	0	0.00%	2		9	1	None		P,S,T,M,VP SC	24+	90+ Days	\$150.00
31433	HUBBARDSTON	12/15/1975	Active	47	4	4	0	0.00%	46	3	0		2	R	M,SC	0		\$80.00
Exc Award (06/30/2018, 06/30/2020, 06/30/2021)																		
11993	LEICESTER	11/28/1945	Active	12	0	0	0	0.00%	12		14	1	None		P,S,T,M,VP SC	24+	90+ Days	



Club Health Assessment for District 33 A through March 2025

Club Number	Club Name	Charter Date	Status	Membership							Reports					Finance	LCIF
				Current Member Count	YTD Members Added	YTD Members Dropped	YTD Net Growth	YTD Net Growth%	Member Count 12 Months Ago	Avg. length of service for dropped members	Months Since Last MMR ***	Yrs. Since Last Officer Report	President Rotation	Vice President Reported ****	Months Since Last Activity Report ***	Account Balance	Donations for current Fiscal Year
			Number of times on status quo within last two years	If below 15 members appears				If net loss is greater than 20% appears			If no report in 3 months appears in	When more than one year appears in	Number of repeat terms	Notes the officers that do not have an active	If no report at 12 months red		
78715	LEOMINSTER	04/06/2004	Active	13	0	1	-1	-7.14%	17	33	0			M,VP,SC	22		\$885.00
98119	LUNENBURG TURKEY HILL FAMILY	01/01/2007	Active	72	0	0	0	0.00%	91		8		2	VP,SC	4		
28181	MENDON	03/22/1974	Active	39	1	0	1	2.63%	40		3		2	VP,SC	0		\$2,075.00
Exc Award (06/30/2018, 06/30/2022)																	
11996	MILFORD	09/23/1952	Active	54	0	3	-3	-5.26%	53	12	0			N M,SC	3		\$4,670.00
30101	MILLBURY	01/06/1975	Active	51	1	12	-11	-17.74%	62	13	0		2	M,VP,SC	4		\$1,010.00
11997	MONSON	06/06/1955	Active	17	7	1	6	54.55%	16	9	0			N M,SC	1		\$550.00
Exc Award (06/30/2021)																	
11998	NORTHBORO	12/06/1950	Active	19	0	0	0	0.00%	19		9			T,M,VP,SC	4	90+ Days	
30580	ORANGE	04/24/1975	Active	6	2	1	1	20.00%	5	1	0			R S,M,SC	4		
11999	OXFORD	09/28/1945	Active	19	1	1	0	0.00%	17	6	0		None	P,M,VP,SC	2		\$510.00
12000	PALMER	05/26/1949	Active	16	2	2	0	0.00%	22	2	1			T,M,VP,SC	9		
42401	PAXTON	03/29/1983	Active	19	0	0	0	0.00%	19		0		None	P,S,M,VP,SC	5		
Exc Award (06/30/2021, 06/30/2023)																	
31434	PETERSHAM	12/08/1975	Active	32	2	2	0	0.00%	34	36	1			N VP,SC	1		
33021	PHILLIPSTON	11/29/1976	Active	4	0	0	0	0.00%	4		12	1	None	P,S,T,M,VP SC	1	90+ Days	\$150.00
12001	RUTLAND	10/05/1971	Active	48	1	4	-3	-5.88%	52	24	0			N SC	0		\$1,000.00
12002	SHREWSBURY	06/01/1943	Active	24	0	0	0	0.00%	24		13		6	N M,SC	13		
12004	SOUTHBRIDGE	04/30/1937	Active	66	2	1	1	1.54%	65	0	2			N SC	0		\$600.00
12007	STURBRIDGE	01/04/1966	Active	22	0	4	-4	-15.38%	27	34	1			M,VP,SC	0		\$3,000.00
44012	SUTTON	06/18/1984	Active	44	1	0	1	2.33%	42		6			N SC	1		\$2,000.00
Exc Award (06/30/2024)																	
31547	TEMPLETON	01/26/1976	Active	23	0	1	-1	-4.17%	25	10	4			IP M,SC	2		\$1,005.00
125093	Uxbridge	06/10/2015	Active	14	0	0	0	0.00%	14		10		2	N M,SC	0		\$500.00
12010	WARE	09/18/1945	Active	15	0	4	-4	-21.05%	18	3	2		None	R P,M,SC	4		\$100.00
12012	WEBSTER	09/26/1929	Active	18	3	0	3	20.00%	15		3		3	R SC	24+		



Club Health Assessment for District 33 A through March 2025

			Status	Membership							Reports				Finance	LCIF	
Club Number	Club Name	Charter Date		Current Member Count	YTD Members Added	YTD Members Dropped	YTD Net Growth	YTD Net Growth%	Member Count 12 Months Ago	Avg. length of service for dropped members	Months Since Last MMR ***	Yrs. Since Last Officer Report	President Rotation	Vice President Reported ****	Months Since Last Activity Report ***	Account Balance	Donations for current Fiscal Year
			Number of times on status quo within last two years	If below 15 members appears			If net loss is greater than 20% appears				If no report in 3 months appears in	When more than one year appears in	Number of repeat terms	Notes the officers that do not have an active	If no report at 12 months appears in red		
103407	WEST BROOKFIELD	08/26/2008	Active	16	0	0	0	0.00%	16		1	1	None	P,S,T,M,VP SC	24+		
55632	WESTBOROUGH	04/29/1994	Active	9	1	3	-2	-18.18%	12	4	5		IP	M,SC	24+		\$310.00
12015	WESTMINSTER	06/22/1959	Active	30	0	0	0	0.00%	30		8			S,M,VP,SC	10		\$1,100.00
12016	WINCHENDON	09/18/1963	Active	23	0	1	-1	-4.17%	24	3	5		2	M,VP,SC	0		\$1,510.00

Clubs Cancelled Previous Fiscal Year – Clubs Cancelled within last 12 months may be reinstated

Club Number	Club Name	Charter Date	Current Status*	Cancellation Date
11991	HOLDEN	05/21/1968	Cancelled(6*)	10/29/2023

Current Total Clubs Count	YTD New Clubs Count	YTD Cancelled Clubs Count	YTD Net Club Gain	Current Total Members Count	YTD Add	YTD Drop	YTD Net Growth	YTD Net Growth %	Member Count 12 Months Ago	Average Member Count Per Club	% of Clubs with less than 20 members	% No MMR in 3 Months	% No Officer Report in 12 Months	% of Clubs with balance 90+ days	Number of Clubs in Status Quo	% Status Quo Clubs in Financial Suspension	Number of Cancelled Clubs	Average Cancelled Club Age	Members Lost Due to Cancellation	% of Clubs Cancelled for Non-Financial Reasons
45	0	0	0	1,191	56	75	-19	-1.57%	1,226	26	49%	56%	16%	16%	0	0%	0	0	0	0%

* - P - Priority Club. Cancellation Reasons: 1-Objectives/conduct, 2-Non-active club, 5-Non-existing club, 6-Disbanding, 7-Merger, 8-Financial Suspension, 9-District/Multiple District Dues.

** - Abbreviation: P-President, S-Secretary, T-Treasurer, M-Member Chairperson, VP-First Vice President, MC-Communications Chairperson, SC-Service Chairperson

*** - Abbreviation: N/R - Never reported using the Lions Clubs website, N/A - Not applicable, No password registered for the Lions Clubs website.

**** - Abbreviation: N - New, IP - Immediate Past, R - Repeat.



Club Health Assessment for District 33 N through March 2025

			Status	Membership							Reports					Finance		LCIF
Club Number	Club Name	Charter Date		Current Member Count	YTD Members Added	YTD Members Dropped	YTD Net Growth	YTD Net Growth%	Member Count 12 Months Ago	Avg. length of service for dropped members	Months Since Last MMR ***	Yrs. Since Last Officer Report	President Rotation	Vice President Reported ****	Months Since Last Activity Report ***	Account Balance	Donations for current Fiscal Year	
			Number of times on status quo within last two years	If below 15 members appears				If net loss is greater than 20% appears			If no report in 3 months appears in	When more than one year appears in	Number of repeat terms	Notes the officers that do not have an active	If no report at 12 months appears in red			
Clubs more than two years old																		
12020	ACTON Exc Award (06/30/2016)	08/18/1955	Active	69	2	2	0	0.00%	67	33	1			N	M,SC	0	90+ Days	\$3,450.00
12021	AMESBURY Exc Award (06/30/2017, 06/30/2022)	02/26/1950	Active	44	1	4	-3	-6.38%	42	14	0				VP,SC	0		\$2,170.00
12023	AYER	10/22/1930	Active(1)	10	0	0	0	0.00%	10		16	1	None		P,S,T,M,VP SC	24+	90+ Days	
12026	BILLERICA Exc Award (06/30/2017)	03/19/1957	Active	37	2	3	-1	-2.63%	40	23	0		2	N	SC	13		\$2,000.00
12028	CHELMSFORD Exc Award (06/30/2023)	01/19/1948	Active	13	3	9	-6	-31.58%	20	2	5		2		VP,SC	10		\$200.00
12029	CONCORD Exc Award (06/30/2021)	10/08/1941	Active	24	0	0	0	0.00%	24		13		2		VP,SC	13		
12030	DANVERS	10/31/1939	Active	10	0	1	-1	-9.09%	12	34	3		None		P,M,VP,SC	16		\$20.00
12031	DRACUT	10/20/1972	Active	8	0	2	-2	-20.00%	10	4	7		5		M,VP,SC	24+		
34830	DUNSTABLE-TYNGSBORO L C Exc Award (06/30/2021, 06/30/2022)	12/20/1977	Active	21	0	3	-3	-12.50%	24	15	3		3	N	SC	12		\$25.00
12032	ESSEX	02/17/1955	Active	6	0	0	0	0.00%	9		9		9	R	SC	4		
125191	Essex County Regional Exc Award (06/30/2017)	06/18/2015	Active	2	0	0	0	0.00%	2		12		2		M,VP,SC	24+		
12036	HAVERHILL Exc Award (06/30/2017, 06/30/2021, 06/30/2022)	11/27/1944	Active	36	0	1	-1	-2.70%	33	2	6			N	SC	1		
12037	IPSWICH Exc Award (06/30/2017)	11/25/1958	Active	9	0	4	-4	-30.77%	13	12	3		5		VP,SC	2		\$50.00
12038	LAWRENCE	12/18/1923	Active	2	0	1	-1	-33.33%	14	67	8		6		M,VP,SC	6		
34753	LAWRENCE LATIN	12/08/1977	Active(1)	22	0	0	0	0.00%	22		8	1	None		P,S,T,M,VP SC	24+		
12039	LEXINGTON	10/03/1935	Active	35	0	1	-1	-2.78%	34	57	6			N	M,SC	14		
12041	LOWELL Exc Award (06/30/2017, 06/30/2022)	08/08/1923	Active	17	0	1	-1	-5.56%	18	5	3			R		0		\$239.00




Club Health Assessment for District 33 N through March 2025

Club Number	Club Name	Charter Date	Status	Membership							Reports					Finance	LCIF
				Current Member Count	YTD Members Added	YTD Members Dropped	YTD Net Growth	YTD Net Growth%	Member Count 12 Months Ago	Avg. length of service for dropped members	Months Since Last MMR ***	Yrs. Since Last Officer Report	President Rotation	Vice President Reported ****	Months Since Last Activity Report ***	Account Balance	Donations for current Fiscal Year
			Number of times on status quo within last two years	If below 15 members appears				If net loss is greater than 20% appears			If no report in 3 months appears in	When more than one year appears in	Number of repeat terms	Notes the officers that do not have an active	If no report at 12 months appears in red		
12042	LYNN	12/26/1922	Active	31	2	6	-4	-11.43%	39	37	1		2	R	M,SC	24+	\$1,500.00
53225	LYNN SHOE CITY	06/04/1992	Active	33	0	1	-1	-2.94%	34	40	3			N		3	\$500.00
	Exc Award (06/30/2016, 06/30/2017, 06/30/20																
12043	LYNN WYOMA	11/20/1953	Active	44	5	1	4	10.00%	39	0	1		3	R	SC	1	\$910.00
	Exc Award (06/30/2017, 06/30/2023, 06/30/20																
12045	MAGNOLIA	06/07/1946	Active	10	0	0	0	0.00%	10		15	1	None		P,S,T,M,VP SC	24+	90+ Days
12048	MELROSE	10/26/1925	Active	10	0	5	-5	-33.33%	15	45	7		18		M,VP,SC	24+	
12049	MERRIMAC	04/28/1948	Active	14	0	0	0	0.00%	14		9		3	R	M,SC	19	
12050	METHUEN	10/23/1953	Active	9	7	0	7	350.00%	2		3		9		VP,SC	6	\$1,998.93
12052	NAHANT	06/23/1954	Active	23	3	1	2	9.52%	21	11	5			R	M,SC	24	\$3,000.00
33668	NEWBURYPORT	04/19/1977	Active	33	3	4	-1	-2.94%	35	19	4		2	N	SC	7	\$1,000.00
	Exc Award (06/30/2023)																
12054	NORTH ANDOVER	03/19/1956	Active	20	3	0	3	17.65%	17		0		2	R	M,VP,SC	3	
12056	PEABODY	05/31/1945	Active(1)	36	3	0	3	9.09%	34		4		6	N	M,SC	24+	
152398	Peabody North Shore	08/24/2022	Active	0	0	19	-19	-100.00%	18	9	0		None		P,S,T,M,VP SC	7	
	Exc Award (06/30/2023)																
12057	PEPPERELL	12/12/1947	Active	47	1	4	-3	-6.00%	49	8	1				VP	12	
	Exc Award (06/30/2017)																
12058	READING	04/20/1938	Active	35	0	3	-3	-7.89%	38	6	1			N	SC	0	\$1,152.00
12060	SALISBURY	02/27/1949	Active(1)	40	3	1	2	5.26%	39	6	0		2	N	M,SC	5	\$748.50
	Exc Award (06/30/2021)																
12061	SAUGUS	11/30/1928	Active	48	5	3	2	4.35%	47	18	1		3	R	M,SC	24+	\$250.00
	Exc Award (06/30/2023, 06/30/2024)																
12064	TEWKSBURY	11/13/1954	Active	34	4	2	2	6.25%	27	5	3		3	N	M,SC	17	\$1,000.00
	Exc Award (06/30/2017)																
12066	TOWNSEND	04/05/1966	Active	38	4	0	4	11.76%	34		0		3	R	SC	0	\$1,100.00
	Exc Award (06/30/2017, 06/30/2022)																
12067	WAKEFIELD	06/26/1930	Active	10	0	0	0	0.00%	10		21	1	None		P,S,T,M,VP SC	24+	90+ Days \$3,000.00



Club Health Assessment for District 33 N through March 2025

			Status	Membership							Reports					Finance	LCIF
Club Number	Club Name	Charter Date		Current Member Count	YTD Members Added	YTD Members Dropped	YTD Net Growth	YTD Net Growth%	Member Count 12 Months Ago	Avg. length of service for dropped members	Months Since Last MMR ***	Yrs. Since Last Officer Report	President Rotation	Vice President Reported ****	Months Since Last Activity Report ***	Account Balance	Donations for current Fiscal Year
			Number of times on status quo within last two years	If below 15 members appears			If net loss is greater than 20% appears				If no report in 3 months appears in	When more than one year appears in	Number of repeat terms	Notes the officers that do not have an active	If no report at 12 months appears in red		
46478	WOBURN BREAKFAST	07/24/1986	Active	25	1	6	-5	-16.67%	34	8	1			N	M,SC	17	
	Exc Award (06/30/2017)																
12071	WOBURN HOST	06/28/1950	Active	83	2	5	-3	-3.49%	78	24	3				M,VP,SC	5	\$2,750.00
53501	WOBURN MIDDLESEX	07/01/1992	Active	67	1	2	-1	-1.47%	70	19	0			N	SC	0	\$1,910.00

Clubs Cancelled Previous Fiscal Year – Clubs Cancelled within last 12 months may be reinstated

Club Number	Club Name	Charter Date	Current Status*	Cancellation Date
60878	SALEM	06/12/1998	Cancelled(6*)	10/29/2023

Current Total Clubs Count	YTD New Clubs Count	YTD Cancelled Clubs Count	YTD Net Club Gain	Current Total Members Count	YTD Add	YTD Drop	YTD Net Growth	YTD Net Growth %	Member Count 12 Months Ago	Average Member Count Per Club	% of Clubs with less than 20 members	% No MMR in 3 Months	% No Officer Report in 12 Months	% of Clubs with balance 90+ days	Number of Clubs in Status Quo	% Status Quo Clubs in Financial Suspension	Number of Cancelled Clubs	Average Cancelled Club Age	Members Lost Due to Cancellation	% of Clubs Cancelled for Non-Financial Reasons
39	0	0	0	1,055	55	95	-40	-3.65%	1,098	27	38%	64%	10%	10%	0	0%	0	0	0	0%

* - P - Priority Club. Cancellation Reasons: 1-Objectives/conduct, 2-Non-active club, 5-Non-existing club, 6-Disbanding, 7-Merger, 8-Financial Suspension, 9-District/Multiple District Dues.

** - Abbreviation: P-President, S-Secretary, T-Treasurer, M-Member Chairperson, VP-First Vice President, MC-Communications Chairperson, SC-Service Chairperson

*** - Abbreviation: N/R - Never reported using the Lions Clubs website, N/A - Not applicable, No password registered for the Lions Clubs website.

**** - Abbreviation: N - New, IP - Immediate Past, R - Repeat.




Club Health Assessment for District 33 K through March 2025

			Status	Membership							Reports					Finance		LCIF
Club Number	Club Name	Charter Date		Current Member Count	YTD Members Added	YTD Members Dropped	YTD Net Growth	YTD Net Growth%	Member Count 12 Months Ago	Avg. length of service for dropped members	Months Since Last MMR ***	Yrs. Since Last Officer Report	President Rotation	Vice President Reported ****	Months Since Last Activity Report ***	Account Balance	Donations for current Fiscal Year	
			Number of times on status quo within last two years	If below 15 members appears					If net loss is greater than 20% appears		If no report in 3 months appears in	When more than one year appears in	Number of repeat terms	Notes the officers that do not have an active	If no report at 12 months appears in red			
Clubs more than two years old																		
12072	ARLINGTON	01/31/1938	Active	8	0	0	0	0.00%	8		7		6	T,M,VP,SC	24+			
12073	ASHLAND	04/25/1967	Active	82	6	6	0	0.00%	86	15	0			N	SC	0	\$3,200.00	
Exc Award (06/30/2016, 06/30/2018)																		
54623	ASHLAND GREATER ASHLAND	06/21/1993	Active	31	2	3	-1	-3.13%	39	18	2		3	R	M,SC	5	90+ Days	
Exc Award (06/30/2017, 06/30/2018, 06/30/20)																		
12075	BELLINGHAM	11/08/1950	Active	37	2	4	-2	-5.13%	36	21	0		3	R	T,SC	0	\$4,635.00	
12076	BELMONT	05/29/1948	Active	66	3	2	1	1.54%	64	0	0			N	SC	0	\$3,179.00	
12077	BLACKSTONE	03/21/1959	Active	14	1	3	-2	-12.50%	16	12	4				S,M,VP,SC	17		
Exc Award (06/30/2017)																		
46824	BOSTON CHINATOWN	01/27/1987	Active	25	0	1	-1	-3.85%	26	8	3			N		0	\$5,000.00	
Exc Award (06/30/2016, 06/30/2018)																		
40113	BOSTON HOST	06/24/1981	Active	27	1	0	1	3.85%	21		1			R		0	\$205.00	
110708	BOSTON UNIVERSITY EYE ASSOCIATES	04/04/2011	Active	30	4	3	1	3.45%	29	2	3		6	R	SC	17		
108560	CAMBRIDGE	06/04/2010	Active(1)	3	0	0	0	0.00%	2		13		4		M,VP,SC	17	\$150.00	
12086	CANTON	12/04/1957	Active	26	0	0	0	0.00%	26		5			N	M	17	\$500.00	
45093	CHARLESTOWN	06/18/1985	Active	14	2	3	-1	-6.67%	15	24	1				M,VP,SC	24+	\$500.00	
12091	FOXBORO	09/09/1931	Active	50	3	2	1	2.04%	48	2	3			N	SC	17	\$1,000.00	
12092	FRAMINGHAM	05/19/1949	Active	20	3	1	2	11.11%	18	62	2		7		VP,SC	0	\$1,901.00	
Exc Award (06/30/2017)																		
12093	FRANKLIN	02/27/1945	Active	14	0	1	-1	-6.67%	19	8	3		2	R	SC	3		
Exc Award (06/30/2017, 06/30/2019)																		
107695	FRANKLIN HIMALAYAN NEW ENGLAND	03/10/2010	Active(1)	33	11	0	11	50.00%	18		2			N	M,VP	16		
12094	HINGHAM	03/21/1955	Active(1)	6	0	0	0	0.00%	6		8		7		M,VP,SC	24+	90+ Days	
12095	HOLLISTON	01/23/1941	Active	73	5	4	1	1.39%	73	4	0			N	SC	2	\$14,800.00	
Exc Award (06/30/2017, 06/30/2018, 06/30/20)																		



Club Health Assessment for District 33 K through March 2025

			Status	Membership							Reports					Finance		LCIF
Club Number	Club Name	Charter Date		Current Member Count	YTD Members Added	YTD Members Dropped	YTD Net Growth	YTD Net Growth%	Member Count 12 Months Ago	Avg. length of service for dropped members	Months Since Last MMR ***	Yrs. Since Last Officer Report	President Rotation	Vice President Reported ****	Months Since Last Activity Report ***	Account Balance	Donations for current Fiscal Year	
			Number of times on status quo within last two years	If below 15 members appears				If net loss is greater than 20% appears			If no report in 3 months appears in	When more than one year appears in	Number of repeat terms	Notes the officers that do not have an active	If no report at 12 months appears in red			
30579	HOPKINTON	04/24/1975	Active	12	0	2	-2	-14.29%	14	8	2		5	M,VP	4		\$500.00	
	Exc Award (06/30/2024)																	
12096	HULL	03/20/1961	Active	41	0	2	-2	-4.65%	43	16	4		5	R SC	15		\$250.00	
	Exc Award (06/30/2017)																	
12097	HYDE PARK	12/17/1968	Active	19	0	13	-13	-40.63%	32	5	3			S,T,M,VP,SC	20	90+ Days		
	Exc Award (06/30/2017)																	
12098	MALDEN	06/23/1937	Active	33	1	4	-3	-8.33%	39	13	2		2	M,VP,SC	5		\$3,000.00	
12099	MARLBOROUGH	01/28/1951	Active	35	10	0	10	40.00%	30		0			N	0		\$4,820.00	
	Exc Award (06/30/2017, 06/30/2018)																	
12101	MEDFIELD	11/24/1944	Active	69	0	0	0	0.00%	69		6			N SC	0		\$3,500.00	
12102	MEDFORD	03/16/1937	Active	10	0	0	0	0.00%	10		3		3	R M,SC	20			
42061	MEDWAY	12/09/1982	Active	42	3	6	-3	-6.67%	45	11	2			M,VP,SC	0		\$5,201.00	
	Exc Award (06/30/2020)																	
12104	MILLIS	02/28/1945	Active	45	2	2	0	0.00%	46	13	1			N M,SC	2		\$1,100.00	
	Exc Award (06/30/2017, 06/30/2019)																	
12106	NATICK	06/15/1955	Active	2	0	1	-1	-33.33%	3	22	3		3	T,M,VP,SC	3		\$200.00	
88541	NEW ENGLAND COLLEGE OF OPTOMETRY	06/06/2005	Active(1)	14	6	6	0	0.00%	20	1	4			N M	16			
12108	NEWTON	03/19/1942	Active	1	1	1	0	0.00%	1	0	5		11	M,VP,SC	4		\$100.00	
12109	NORFOLK	10/16/1958	Active	105	9	7	2	1.94%	103	3	0			N	1		\$7,240.00	
	Exc Award (06/30/2018)																	
12110	NORWOOD	03/04/1941	Active	1	1	10	-9	-90.00%	13	15	2		None	P,S,T,M,VP SC	22			
12111	PLAINVILLE	01/28/1946	Active	20	1	5	-4	-16.67%	24	6	1			M,VP,SC	3			
12112	QUINCY	01/20/1941	Active	73	13	4	9	14.06%	59	12	1			R	0		\$160.00	
	Exc Award (06/30/2016, 06/30/2020, 06/30/2022)																	
12113	RANDOLPH	04/12/1950	Active	31	0	4	-4	-11.43%	37	16	1		2	R M	1		\$1,200.00	
	Exc Award (06/30/2016, 06/30/2022)																	
59547	SHARON	05/14/1997	Active	28	1	1	0	0.00%	29	1	3		2	N SC	0		\$1,135.00	
	Exc Award (06/30/2016, 06/30/2017, 06/30/2020)																	



Club Health Assessment for District 33 K through March 2025

			Membership								Reports					Finance		LCIF		
Club Number	Club Name	Charter Date		Current Member Count	YTD Members Added	YTD Members Dropped	YTD Net Growth	YTD Net Growth%	Member Count 12 Months Ago	Avg. length of service for dropped members	Months Since Last MMR ***	Yrs. Since Last Officer Report	President Rotation	Vice President Reported ****	Months Since Last Activity Report ***	Account Balance	Donations for current Fiscal Year			
			Number of times on status quo within last two years	If below 15 members appears			If net loss is greater than 20% appears			If no report in 3 months appears in		When more than one year appears in	Number of repeat terms	Notes the officers that do not have an active red						
12115	SHERBORN	12/03/1963	Active	27	3	0	3	12.50%	27		3			IP	SC	8		\$850.00		
Exc Award (06/30/2017)																				
12116	SOMERVILLE	10/10/1933	Active	24	0	0	0	0.00%	21		9			IP	SC	17		\$50.00		
Exc Award (06/30/2018)																				
12117	STOUGHTON	05/24/1950	Active	35	4	0	4	12.90%	34		0		2	R	VP,SC	15		\$600.00		
12118	STOW	04/07/1965	Active	22	5	1	4	22.22%	18	24	0			N	SC	0		\$1,900.00		
Exc Award (06/30/2016, 06/30/2017, 06/30/20																				
138695	Sudbury	06/21/2019	Active	1	0	8	-8	-88.89%	9	5	4	1	None		P,S,T,M,VP SC	24+				
12119	WALPOLE	03/31/1956	Active	22	0	0	0	0.00%	22		8		3		M,VP,SC	16				
12120	WALTHAM	08/28/1939	Active	69	7	6	1	1.47%	71	46	0			N	SC	2		\$14,000.00		
130845	Wellesley Centennial	05/04/2017	Active	13	2	0	2	18.18%	11		0			R	SC	0				
Exc Award (06/30/2023, 06/30/2024)																				
12125	WESTWOOD	05/17/1940	Active	26	0	0	0	0.00%	26		16		2		M,VP,SC	16				
Exc Award (06/30/2018)																				
60391	WEYMOUTH	02/20/1998	Active	17	3	7	-4	-19.05%	21	18	0		9		M,VP,SC	19		\$500.00		
12127	WRENTHAM	04/22/1941	Active	66	0	5	-5	-7.04%	78	22	0		None		P,T,M,VP,SC	1		\$3,755.00		
Current Total Clubs Count	YTD New Clubs Count	YTD Cancelled Clubs Count	YTD Net Club Gain	Current Total Members Count	YTD Add	YTD Drop	YTD Net Growth	YTD Net Growth %	Member Count 12 Months Ago	Average Member Count Per Club	% of Clubs with less than 20 members	% No MMR in 3 Months	% No Officer Report in 12 Months	% of Clubs with balance 90+ days	Number of Clubs in Status Quo	% Status Quo Clubs in Financial Suspension	Number of Cancelled Clubs	Average Cancelled Club Age	Members Lost Due to Cancellation	% of Clubs Cancelled for Non-Financial Reasons
47	0	0	0	1,462	115	128	-13	-0.88%	1,505	31	34%	47%	2%	6%	0	0%	0	0	0	0%

* - P - Priority Club. Cancellation Reasons: 1-Objectives/conduct, 2-Non-active club, 5-Non-existing club, 6-Disbanding, 7-Merger, 8-Financial Suspension, 9-District/Multiple District Dues.

** - Abbreviation: P-President, S-Secretary, T-Treasurer, M-Member Chairperson, VP-First Vice President, MC-Communications Chairperson, SC-Service Chairperson

*** - Abbreviation: N/R - Never reported using the Lions Clubs website, N/A - Not applicable, No password registered for the Lions Clubs website.

**** - Abbreviation: N - New, IP - Immediate Past, R - Repeat.




Club Health Assessment for District 33 S through March 2025

			Status	Membership							Reports					Finance		LCIF
Club Number	Club Name	Charter Date		Current Member Count	YTD Members Added	YTD Members Dropped	YTD Net Growth	YTD Net Growth%	Member Count 12 Months Ago	Avg. length of service for dropped members	Months Since Last MMR ***	Yrs. Since Last Officer Report	President Rotation	Vice President Reported ****	Months Since Last Activity Report ***	Account Balance	Donations for current Fiscal Year	
			Number of times on status quo within last two years	If below 15 members appears				If net loss is greater than 20% appears			If no report in 3 months appears in	When more than one year appears in	Number of repeat terms		Notes the officers that do not have an active	If no report at 12 months appears in red		
Clubs more than two years old																		
12128	ABINGTON	04/20/1955	Active	22	0	2	-2	-8.33%	24	9	2		2	R	7		\$2,500.00	
Exc Award (06/30/2018, 06/30/2019, 06/30/2020)																		
12129	ACUSHNET	02/12/1957	Active	46	0	3	-3	-6.12%	50	33	2			IP	P,M,SC	6	\$11,000.00	
12131	ATTLEBORO SOUTH	11/17/1965	Active	58	11	4	7	13.73%	51	21	0			R		3	\$500.00	
ATTLEBORO Exc Award (06/30/2021, 06/30/2023)																		
59896	BARNSTABLE-YARMOUTH L C	08/01/1997	Active	11	0	1	-1	-8.33%	13	5	4		2		M,VP,SC	12	\$1,000.00	
Exc Award (06/30/2018, 06/30/2020)																		
12133	BRIDGEWATER	12/14/1926	Active	52	1	13	-12	-18.75%	61	21	1			N		10	\$1,050.00	
Exc Award (06/30/2018, 06/30/2023)																		
52284	BRIDGEWATER ACADEMY	12/17/1991	Active	22	1	1	0	0.00%	25	1	1			N	S,SC	3	\$520.00	
Exc Award (06/30/2019, 06/30/2020, 06/30/2021)																		
102064	BRIDGEWATER COMMUNITY	05/08/2008	Active	15	0	0	0	0.00%	15		8		3		M,VP,SC	2	\$9,118.34	
Exc Award (06/30/2021)																		
102142	BROCKTON	06/18/2008	Active	11	1	5	-4	-26.67%	15	7	4		3		VP,SC	10		
Exc Award (06/30/2018, 06/30/2021)																		
145692	Cape Cod Paws of Comfort	03/17/2021	Active	7	1	2	-1	-12.50%	10	4	2			IP	M,SC	0	\$500.00	
12159	CHATHAM-NAUSET L C	01/07/1970	Active	2	0	0	0	0.00%	2		15		2		M,VP,SC	24+		
Exc Award (06/30/2021)																		
102156	DARTMOUTH	06/03/2008	Active(1)	1	0	0	0	0.00%	1		34	3	None		P,S,T,M,VP SC	24+		
12137	DENNIS HARWICH L C	12/13/1967	Active	16	4	1	3	23.08%	13	54	4		2	R	M,VP,SC	2	\$200.00	
Exc Award (06/30/2017, 06/30/2019)																		
12138	DIGHTON	10/25/1955	Active	51	1	3	-2	-3.77%	53	7	4			R	SC	0	\$1,500.00	
Exc Award (06/30/2018, 06/30/2021, 06/30/2024)																		
111506	DUXBURY	06/24/2011	Active	12	0	2	-2	-14.29%	14	13	1			N	SC	2	\$2,500.00	
Exc Award (06/30/2019, 06/30/2024)																		
12141	EAST BRIDGEWATER	02/27/1968	Active(1)	33	33	33	0	0.00%	33	20	0		2	R	M,SC	24+		
Exc Award (06/30/2018, 06/30/2019)																		



Club Health Assessment for District 33 S through March 2025

			Status	Membership							Reports					Finance	LCIF
Club Number	Club Name	Charter Date		Current Member Count	YTD Members Added	YTD Members Dropped	YTD Net Growth	YTD Net Growth%	Member Count 12 Months Ago	Avg. length of service for dropped members	Months Since Last MMR ***	Yrs. Since Last Officer Report	President Rotation	Vice President Reported ****	Months Since Last Activity Report ***	Account Balance	Donations for current Fiscal Year
			Number of times on status quo within last two years	If below 15 members appears				If net loss is greater than 20% appears			If no report in 3 months appears in	When more than one year appears in	Number of repeat terms	Notes the officers that do not have an active	If no report at 12 months appears in red		
12142	EASTON	09/16/1931	Active	150	9	13	-4	-2.60%	155	4	1		2	N	0		\$5,400.00
	Exc Award (06/30/2017, 06/30/2021, 06/30/2024)																
12143	FAIRHAVEN	10/24/1944	Active	31	0	5	-5	-13.89%	36	6	1		2	R	M,SC	3	\$250.00
	Exc Award (06/30/2018, 06/30/2019, 06/30/2024)																
12144	FALL RIVER	03/07/1923	Active	27	0	0	0	0.00%	27		4			N	SC	3	\$2,050.00
	Exc Award (06/30/2017, 06/30/2018)																
53358	FALL RIVER CAROUSEL	06/16/1992	Active	26	1	0	1	4.00%	24		8		6	R	SC	10	\$500.00
105371	FALMOUTH	05/04/2009	Active	12	0	0	0	0.00%	12		10		3		M,VP,SC	12	\$300.00
12146	FREETOWN	03/21/1946	Active	18	1	0	1	5.88%	18		5				VP	8	\$1,000.00
12148	HANOVER	04/18/1961	Active	15	0	1	-1	-6.25%	16	25	3				VP	16	\$100.00
12150	KINGSTON	09/10/1947	Active	11	0	0	0	0.00%	11		16		4		M,VP,SC	24+	
	Exc Award (06/30/2018, 06/30/2021)																
12151	LAKEVILLE	03/26/1959	Active	39	2	6	-4	-9.30%	43	16	0			N	M,SC	13	\$3,000.00
	Exc Award (06/30/2018, 06/30/2022, 06/30/2024)																
12156	MATTAPOISETT	06/26/1953	Active	67	5	1	4	6.35%	64	0	2			N		0	\$1,000.00
	Exc Award (06/30/2017, 06/30/2018, 06/30/2024)																
12157	MIDDLEBORO	12/12/1930	Active	8	0	3	-3	-27.27%	11	11	2		5	R	M,SC	11	
12160	NEW BEDFORD	12/18/1934	Active	13	0	0	0	0.00%	14		9		3	R	VP,SC	10	\$750.00
12162	NORTON	09/12/1945	Active	19	0	0	0	0.00%	19		17			N	SC	2	\$500.00
	Exc Award (06/30/2018, 06/30/2020, 06/30/2024)																
52748	NORTON COMMUNITY	03/25/1992	Active	30	1	1	0	0.00%	32	0	0		2	R		0	
	Exc Award (06/30/2020, 06/30/2021, 06/30/2024)																
12165	PLYMOUTH	06/26/1947	Active	60	3	6	-3	-4.76%	62	12	0			N	SC	0	\$2,295.00
	Exc Award (06/30/2018, 06/30/2024)																
12166	PROVINCETOWN	02/22/1932	Active	59	4	3	1	1.72%	57	25	1		11	R	SC	11	\$2,000.00
	Exc Award (06/30/2021, 06/30/2024)																
12167	RAYNHAM	02/13/1946	Active	40	6	1	5	14.29%	35	32	0		2	R	SC	0	\$1,600.00
12168	REHOBOTH	01/29/1957	Active	54	4	4	0	0.00%	54	10	2		2		T,M,VP,SC	11	\$600.00



Club Health Assessment for District 33 S through March 2025

			Status	Membership							Reports					Finance		LCIF
Club Number	Club Name	Charter Date		Current Member Count	YTD Members Added	YTD Members Dropped	YTD Net Growth	YTD Net Growth%	Member Count 12 Months Ago	Avg. length of service for dropped members	Months Since Last MMR ***	Yrs. Since Last Officer Report	President Rotation	Vice President Reported ****	Months Since Last Activity Report ***	Account Balance	Donations for current Fiscal Year	
			Number of times on status quo within last two years	If below 15 members appears				If net loss is greater than 20% appears			If no report in 3 months appears in	When more than one year appears in	Number of repeat terms		Notes the officers that do not have an active	If no report at 12 months appears in red		
Exc Award (06/30/2020)														N	M,VP,SC	13		
52247	REHOBOTH ANAWAN	12/11/1991	Active	26	3	6	-3	-10.34%	29	12	3							
Exc Award (06/30/2016, 06/30/2018)															VP	17		\$1,000.00
12169	ROCHESTER	04/14/1966	Active	16	0	0	0	0.00%	17		8		3					
Exc Award (06/30/2018, 06/30/2019)															P,S,T,M,VP SC	24+	90+ Days	\$50.00
12170	ROCKLAND	03/20/1957	Active	16	0	0	0	0.00%	16		16	1	None					
Exc Award (06/30/2016, 06/30/2018)															P,VP,SC	6		\$100.00
12171	SANDWICH-BOURNE	04/12/1971	Active	20	1	2	-1	-4.76%	21	23	3		None					
Exc Award (06/30/2018)															VP,SC	14		\$5,000.00
12173	SEEKONK	06/26/1958	Active	31	1	4	-3	-8.82%	35	20	4							
12174	SOMERSET	06/23/1944	Active	74	0	7	-7	-8.64%	81	13	3		2	R	SC	0		\$2,170.00
Exc Award (06/30/2016, 06/30/2017, 06/30/2020)																		
52815	SOUTH ATTLEBORO VILLAGE	04/08/1992	Active	53	5	0	5	10.42%	50		0			N	SC	0		\$150.00
Exc Award (06/30/2019, 06/30/2020)																		
46289	SOUTH CARVER	06/24/1986	Active	11	0	1	-1	-8.33%	12	6	2		4	R	SC	0		\$50.00
142484	Southeastern MA Paws of Comfort	08/12/2020	Active	25	1	4	-3	-10.71%	27	4	2			N		11		\$618.00
Exc Award (06/30/2021)																		
140150	Wareham	10/23/2019	Active(1)	21	0	0	0	0.00%	19		6				VP	17		
Exc Award (06/30/2024)																		
12177	WEST BRIDGEWATER	03/25/1947	Active	58	7	4	3	5.45%	54	14	2		2	N	SC	0		\$5,500.00
Exc Award (06/30/2024)																		
12178	WESTPORT	11/16/1961	Active	14	0	4	-4	-22.22%	19	17	8			R	T,M,SC	2		\$4,500.00
135313	Whitman Hanson Centennial	06/23/2018	Active(1)	1	0	0	0	0.00%	1		14		None		P,S,T,M,VP SC	14		

Clubs Cancelled Previous Fiscal Year – Clubs Cancelled within last 12 months may be reinstated

Club Number	Club Name	Charter Date	Current Status*	Cancellation Date
45094	HALIFAX PEMBROKE	06/18/1985	Cancelled(8*)	08/29/2023



Club Health Assessment for District 33 S through March 2025

				Status		Membership							Reports				Finance		LCIF	
Club Number	Club Name	Charter Date	Current Member Count			YTD Members Added	YTD Members Dropped	YTD Net Growth	YTD Net Growth%	Member Count 12 Months Ago	Avg. length of service for dropped members	Months Since Last MMR ***	Yrs. Since Last Officer Report	President Rotation	Vice President Reported ****	Months Since Last Activity Report ***	Account Balance	Donations for current Fiscal Year		
				Number of times on status quo within last two years	If below 15 members appears			If net loss is greater than 20% appears			If no report in 3 months appears in		When more than one year appears in	Number of repeat terms	Notes the officers that do not have an active	If no report at 12 months appears in red				
Current Total Clubs Count	YTD New Clubs Count	YTD Cancelled Clubs Count	YTD Net Club Gain	Current Total Members Count	YTD Add	YTD Drop	YTD Net Growth	YTD Net Growth %	Member Count 12 Months Ago	Average Member Count Per Club	% of Clubs with less than 20 members	% No MMR in 3 Months	% No Officer Report in 12 Months	% of Clubs with balance 90+ days	Number of Clubs in Status Quo	% Status Quo Clubs in Financial Suspension	Number of Cancelled Clubs	Average Cancelled Club Age	Members Lost Due to Cancellation	% of Clubs Cancelled for Non-Financial Reasons
46	0	0	0	1,404	107	146	-39	-2.70%	1,451	31	43%	52%	4%	2%	0	0%	0	0	0	0%

* - P - Priority Club. Cancellation Reasons: 1-Objectives/conduct, 2-Non-active club, 5-Non-existing club, 6-Disbanding, 7-Merger, 8-Financial Suspension, 9-District/Multiple District Dues.

** - Abbreviation: P-President, S-Secretary, T-Treasurer, M-Member Chairperson, VP-First Vice President, MC-Communications Chairperson, SC-Service Chairperson

*** - Abbreviation: N/R - Never reported using the Lions Clubs website, N/A - Not applicable, No password registered for the Lions Clubs website.

**** - Abbreviation: N - New, IP - Immediate Past, R - Repeat.



Club Health Assessment for District 44 N through March 2025

			Status	Membership							Reports					Finance	LCIF
Club Number	Club Name	Charter Date		Current Member Count	YTD Members Added	YTD Members Dropped	YTD Net Growth	YTD Net Growth%	Member Count 12 Months Ago	Avg. length of service for dropped members	Months Since Last MMR ***	Yrs. Since Last Officer Report	President Rotation	Vice President Reported ****	Months Since Last Activity Report ***	Account Balance	Donations for current Fiscal Year
			Number of times on status quo within last two years	If below 15 members appears				If net loss is greater than 20% appears			If no report in 3 months appears in	When more than one year appears in	Number of repeat terms	Notes the officers that do not have an active	If no report at 12 months appears in red		
Clubs less than two years old																	
171707	Granite State Virtual	05/21/2024	Active	17	2	3	-1	-5.56%	0	1	0			VP,SC	0		\$3,199.85
Clubs more than two years old																	
14136	AMHERST	05/30/1972	Active	56	4	2	2	3.70%	51	20	2		N	SC	3		\$1,790.00
Exc Award (06/30/2016, 06/30/2017, 06/30/20																	
40009	ANTRIM-BENNINGTON L C	06/09/1981	Active	44	0	0	0	0.00%	44		19		None	P,S,M,VP,SC	3		
14138	BEDFORD	11/08/1965	Active	27	2	2	0	0.00%	20	30	0		4	N	SC	1	\$3,100.00
Exc Award (06/30/2024)																	
14139	BRISTOL	10/30/1951	Active	12	0	4	-4	-25.00%	16	14	1		3	N	SC	21	\$1,000.00
65505	BROOKLINE	06/10/2002	Active	15	0	0	0	0.00%	15		4			M,VP,SC	0	90+ Days	\$10,000.00
Exc Award (06/30/2023)																	
14140	CANAAN	08/28/1952	Active	61	15	3	12	24.49%	52	5	1			N	SC	0	\$2,180.00
Exc Award (06/30/2017)																	
44970	CHESTERFIELD	05/17/1985	Active	29	1	2	-1	-3.33%	31	4	6			N		0	\$1,070.00
Exc Award (06/30/2022, 06/30/2023)																	
14142	COHASE	09/30/1937	Active	34	0	0	0	0.00%	34		9		None	P,T,M,VP,SC	24+		\$500.00
14143	CONCORD	01/28/1948	Active	20	2	0	2	11.11%	38		0		2	R	SC	0	\$5,000.00
Exc Award (06/30/2024)																	
14144	ENFIELD MASCOMA	08/04/1954	Active	46	1	0	1	2.22%	47		2			N	VP	0	\$1,480.00
108084	FRANKLIN AREA	04/22/2010	Active(1)	7	0	1	-1	-12.50%	8	9	7		4	N	M,SC	24+	\$100.00
14145	GAP MOUNTAIN	04/01/1964	Active	5	0	2	-2	-28.57%	7	6	0		10		M,VP,SC	1	\$220.00
14146	GOFFSTOWN	09/12/1951	Active	32	0	2	-2	-5.88%	33	1	4			N	SC	0	\$2,830.00
Exc Award (06/30/2024)																	
131449	Grafton County Pemi Baker Centennial	06/26/2017	Active	17	0	2	-2	-10.53%	17	2	5			N	SC	0	\$100.00
14148	HANOVER	09/29/1937	Active	23	1	3	-2	-8.00%	25	2	0		2	R	SC	3	\$530.00
43622	HENNIKER	03/05/1984	Active	39	4	9	-5	-11.36%	37	2	1		2	N		1	\$5,050.00
Exc Award (06/30/2023, 06/30/2024)																	



Club Health Assessment for District 44 N through March 2025

Club Number	Club Name	Charter Date	Status	Membership							Reports					Finance	LCIF
				Current Member Count	YTD Members Added	YTD Members Dropped	YTD Net Growth	YTD Net Growth%	Member Count 12 Months Ago	Avg. length of service for dropped members	Months Since Last MMR ***	Yrs. Since Last Officer Report	President Rotation	Vice President Reported ****	Months Since Last Activity Report ***	Account Balance	Donations for current Fiscal Year
			Number of times on status quo within last two years	If below 15 members appears				If net loss is greater than 20% appears			If no report in 3 months appears in	When more than one year appears in	Number of repeat terms	Notes the officers that do not have appears in an active	If no report at 12 months red		
14149	HILLSBORO	03/31/1953	Active	15	3	1	2	15.38%	14	47	0			IP	SC	0	\$2,030.00
	Exc Award (06/30/2016, 06/30/2018, 06/30/2024)																
14150	HINSDALE	02/25/1969	Active	20	0	0	0	0.00%	20		2		2	R	SC	0	
14166	HOOKSETT	05/01/1964	Active	19	2	2	0	0.00%	20	5	3		2	R	SC	3	\$520.00
	Exc Award (06/30/2024)																
35735	HOPKINTON	06/01/1978	Active(1)	24	1	4	-3	-11.11%	28	11	-1				M,VP,SC	24	90+ Days \$1,000.00
	Exc Award (06/30/2016)																
133652	Jaffrey-Rindge Centennial	01/16/2018	Active	19	1	0	1	5.56%	18		3		5	N	SC	3	\$1,150.00
14152	KEENE	08/23/1937	Active	78	7	1	6	8.33%	79	60	0			N		0	\$6,450.00
	Exc Award (06/30/2016, 06/30/2017, 06/30/2024)																
42180	LANCASTER	01/04/1983	Active	8	0	0	0	0.00%	8		22	1	None		P,S,T,M,VP SC	24+	90+ Days
140994	Lebanon-Upper Valley	03/05/2020	Active	17	3	3	0	0.00%	14	4	1				M,VP,SC	0	\$500.00
	Exc Award (06/30/2024)																
14154	LISBON	11/01/1938	Active	29	2	0	2	7.41%	27		4		2	R	SC	24+	
14155	LITTLETON	05/25/1938	Active	17	0	1	-1	-5.56%	17	6	2		3		M,VP,SC	2	\$400.00
	Exc Award (06/30/2019, 06/30/2023)																
14156	MANCHESTER	06/15/1923	Active	16	0	1	-1	-5.88%	17	1	5		3		VP,SC	4	\$270.00
	Exc Award (06/30/2016, 06/30/2018, 06/30/2024)																
14157	MERRIMACK	04/20/1970	Active	46	3	7	-4	-8.00%	48	7	0			R	SC	0	\$2,610.00
	Exc Award (06/30/2020, 06/30/2024)																
14158	MILFORD	01/20/1959	Active	29	4	2	2	7.41%	27	17	2			N		1	\$3,500.00
	Exc Award (06/30/2018, 06/30/2023)																
14159	MONADNOCK	03/28/1960	Active	33	5	2	3	10.00%	30	2	0		2		VP	0	\$1,000.00
	Exc Award (06/30/2018)																
14160	NEW LONDON	01/31/1955	Active	14	3	0	3	27.27%	11		2		3		M,VP	2	\$1,080.00
	Exc Award (06/30/2024)																
14161	NEWPORT	06/26/1930	Active(1)	1	0	0	0	0.00%	1		21	3	None		P,S,T,M,VP SC	24+	
46026	ORFORD	04/28/1986	Active	35	2	1	1	2.94%	34	16	1		5	N	SC	0	\$660.00



Club Health Assessment for District 44 N through March 2025

Club Number	Club Name	Charter Date	Status	Membership							Reports					Finance	LCIF
				Current Member Count	YTD Members Added	YTD Members Dropped	YTD Net Growth	YTD Net Growth%	Member Count 12 Months Ago	Avg. length of service for dropped members	Months Since Last MMR ***	Yrs. Since Last Officer Report	President Rotation	Vice President Reported ****	Months Since Last Activity Report ***	Account Balance	Donations for current Fiscal Year
			Number of times on status quo within last two years	If below 15 members appears				If net loss is greater than 20% appears			If no report in 3 months appears	When more than one year appears in	Number of repeat terms	Notes the officers that do not have an active	If no report at 12 months appears in red		
Exc Award (06/30/2018)																	
14162	PETERBOROUGH	02/25/1952	Active	27	0	1	-1	-3.57%	29	5	2			N	SC	0	\$1,000.00
Exc Award (06/30/2023)																	
14163	PINARDVILLE	01/27/1953	Active	21	2	1	1	5.00%	16	1	2		6	R	M,SC	2	\$1,725.00
Exc Award (06/30/2024)																	
14165	SOUHEGAN L C	05/20/1965	Active	23	0	4	-4	-14.81%	30	14	3			N	SC	0	\$1,600.00
14170	WHITEFIELD	02/22/1971	Active	17	1	0	1	6.25%	16		2		8	N	SC	24+	
14171	WILTON	08/28/1951	Active	16	1	3	-2	-11.11%	19	20	1		4	N	SC	11	\$1,020.00
130757	Winchester Centennial	05/09/2017	Active	19	7	4	3	18.75%	16	6	0			R	M,SC	11	

Clubs Cancelled Previous Fiscal Year – Clubs Cancelled within last 12 months may be reinstated

Club Number	Club Name	Charter Date	Current Status*	Cancellation Date
14137	ANDOVER	11/23/1954	Cancelled(8*)	12/29/2023

Current Total Clubs Count	YTD New Clubs Count	YTD Cancelled Clubs Count	YTD Net Club Gain	Current Total Members Count	YTD Add	YTD Drop	YTD Net Growth	YTD Net Growth %	Member Count 12 Months Ago	Average Member Count Per Club	% of Clubs with less than 20 members	% No MMR in 3 Months	% No Officer Report in 12 Months	% of Clubs with balance 90+ days	Number of Clubs in Status Quo	% Status Quo Clubs in Financial Suspension	Number of Cancelled Clubs	Average Cancelled Club Age	Members Lost Due to Cancellation	% of Clubs Cancelled for Non-Financial Reasons
40	0	0	0	1,027	79	73	6	0.59%	1,014	26	45%	35%	5%	8%	0	0%	0	0	0	0%

* - P - Priority Club. Cancellation Reasons: 1-Objectives/conduct, 2-Non-active club, 5-Non-existing club, 6-Disbanding, 7-Merger, 8-Financial Suspension, 9-District/Multiple District Dues.

** - Abbreviation: P-President, S-Secretary, T-Treasurer, M-Member Chairperson, VP-First Vice President, MC-Communications Chairperson, SC-Service Chairperson

*** - Abbreviation: N/R - Never reported using the Lions Clubs website, N/A - Not applicable, No password registered for the Lions Clubs website.

**** - Abbreviation: N - New, IP - Immediate Past, R - Repeat.



Club Health Assessment for District 44 H through March 2025

			Status	Membership							Reports					Finance		LCIF
Club Number	Club Name	Charter Date		Current Member Count	YTD Members Added	YTD Members Dropped	YTD Net Growth	YTD Net Growth%	Member Count 12 Months Ago	Avg. length of service for dropped members	Months Since Last MMR ***	Yrs. Since Last Officer Report	President Rotation	Vice President Reported ****	Months Since Last Activity Report ***	Account Balance	Donations for current Fiscal Year	
			Number of times on status quo within last two years	If below 15 members appears					If net loss is greater than 20% appears			If no report in 3 months appears in	When more than one year appears in	Number of repeat terms	Notes the officers that do not have an active	If no report at 12 months appears in red		
Clubs less than two years old																		
176313	Auburn-Candia	07/24/2024	Active	23	23	0	23	100.00%	0		4			VP,SC	6		\$271.00	
Clubs more than two years old																		
33271	ATKINSON	01/31/1977	Active	82	7	3	4	5.13%	77	5	3		2	N	SC	0	\$3,660.00	
Exc Award (06/30/2016, 06/30/2017, 06/30/20																		
129766	Barrington Area Centennial	01/13/2017	Active	1	0	1	-1	-50.00%	3	2	9		3		P,S,T,M,VP SC	1		
14177	CHESTER	03/14/1963	Active	20	0	2	-2	-9.09%	22	5	4				VP,SC	3	\$280.00	
Exc Award (06/30/2016, 06/30/2021, 06/30/20																		
123550	Conway Area	11/07/2014	Active	29	2	0	2	7.41%	29		6		2		S,M,VP,SC	4	\$1,500.00	
137259	Danville	01/18/2019	Active	25	1	1	0	0.00%	27	24	1		2	R	M,SC	2	\$2,195.00	
Exc Award (06/30/2021, 06/30/2022)																		
14178	DERRY	03/26/1946	Active	13	4	1	3	30.00%	9	0	1		2	R	SC	0		
14197	DOVER, ROLLINSFORD AND SOUTH BERWICK	11/18/1957	Active	15	1	0	1	7.14%	17		5		3	R	M,SC	0	\$10.00	
104669	EPPING	02/06/2009	Active	12	1	0	1	9.09%	11		0		7	R	M,SC	0	\$40.00	
50006	EPSOM CHICHESTER	12/06/1989	Active	12	1	1	0	0.00%	12	3	2		2		VP,SC	0	\$760.00	
14180	EXETER	04/26/1927	Active	58	11	6	5	9.43%	52	9	0		2	R	SC	0	\$770.00	
Exc Award (06/30/2018, 06/30/2021, 06/30/20																		
14181	HAMPSTEAD	04/08/1965	Active	70	6	2	4	6.06%	65	12	2				VP,SC	0	\$2,690.00	
Exc Award (06/30/2016, 06/30/2017, 06/30/20																		
14182	HAMPTON AREA	04/22/1947	Active	25	1	1	0	0.00%	26	3	4		3		VP,SC	4	\$25,220.00	
Exc Award (06/30/2017)																		
14183	HUDSON	11/30/1947	Active	92	5	16	-11	-10.68%	113	10	0		2	N	SC	0	\$23,960.00	
Exc Award (06/30/2016, 06/30/2017, 06/30/20																		
121637	Kingston	03/21/2014	Active	42	3	0	3	7.69%	41		0			N	SC	2	\$2,060.00	
Exc Award (06/30/2016, 06/30/2017, 06/30/20																		
14186	LACONIA GILFORD L C	01/02/1947	Active	19	2	0	2	11.76%	17		1		7		VP,SC	1		
68930	LITCHFIELD	06/24/2003	Active	16	0	0	0	0.00%	15		8			N	SC	1	\$50.00	



Club Health Assessment for District 44 H through March 2025

			Status	Membership							Reports					Finance		LCIF
Club Number	Club Name	Charter Date		Current Member Count	YTD Members Added	YTD Members Dropped	YTD Net Growth	YTD Net Growth%	Member Count 12 Months Ago	Avg. length of service for dropped members	Months Since Last MMR ***	Yrs. Since Last Officer Report	President Rotation	Vice President Reported ****	Months Since Last Activity Report ***	Account Balance	Donations for current Fiscal Year	
			Number of times on status quo within last two years	If below 15 members appears				If net loss is greater than 20% appears			If no report in 3 months appears in	When more than one year appears in	Number of repeat terms	Notes the officers that do not have an active	If no report at 12 months appears in red			
14187	LONDONDERRY	05/25/1970	Active	22	1	4	-3	-12.00%	23	12	0			IP SC	7			
	Exc Award (06/30/2021)																	
82613	LOUDON	06/15/2004	Active	25	3	0	3	13.64%	23		1		2	R SC	0		\$220.00	
	Exc Award (06/30/2020, 06/30/2021, 06/30/2022)																	
14184	MEREDITH	03/14/1957	Active	14	2	1	1	7.69%	14	30	5			VP,SC	0		\$1,310.00	
	Exc Award (06/30/2017, 06/30/2018, 06/30/2019)																	
14188	MOULTONBORO	10/29/1963	Active	38	4	2	2	5.56%	36	16	5			IP SC	0		\$1,025.00	
	Exc Award (06/30/2016)																	
14189	NASHUA	09/26/1923	Active	102	7	0	7	7.37%	100		1			N SC	0		\$6,395.00	
	Exc Award (06/30/2016, 06/30/2017, 06/30/2018)																	
125473	Nashua Everest Centennial	07/28/2015	Active	14	0	0	0	0.00%	14		10		2	VP,SC	3		\$20.00	
133653	Newmarket Area Centennial	01/17/2018	Active	10	0	2	-2	-16.67%	19	7	3		3	R M,SC	0			
14192	PLAISTOW	04/21/1949	Active	56	2	0	2	3.70%	48		3			VP,SC	8		\$3,930.00	
	Exc Award (06/30/2016)																	
14193	PORTSMOUTH	03/29/1938	Active	21	3	2	1	5.00%	20	1	0			M,VP,SC	2			
	Exc Award (06/30/2023)																	
30359	RAYMOND	03/06/1975	Active	8	1	0	1	14.29%	11		5			M,VP,SC	5		\$20.00	
141863	Rochester	06/25/2020	Active	11	1	1	0	0.00%	11	5	3		2	R SC	1			
14195	RYE	02/01/1957	Active	44	4	1	3	7.32%	41	37	4			VP,SC	0		\$1,050.00	
	Exc Award (06/30/2016, 06/30/2017, 06/30/2018)																	
14198	SADDLEBACK MOUNTAIN	04/23/1973	Active	17	0	0	0	0.00%	17		4		None	P,VP,SC	1	90+ Days		
	Exc Award (06/30/2022)																	
14196	SALEM	03/21/1954	Active	42	4	2	2	5.00%	39	8	0			VP,SC	0		\$4,350.00	
	Exc Award (06/30/2016, 06/30/2018, 06/30/2020)																	
14199	SANDOWN	03/21/1966	Active	21	1	1	0	0.00%	21	1	4			N SC	3		\$221.00	
	Exc Award (06/30/2016, 06/30/2022)																	
14200	SEABROOK	12/22/1953	Active	39	7	16	-9	-18.75%	48	7	1		2	M,VP,SC	2		\$10,000.00	
	Exc Award (06/30/2016)																	



Club Health Assessment for District 44 H through March 2025

			Status		Membership						Reports						Finance		LCIF	
Club Number	Club Name	Charter Date			Current Member Count	YTD Members Added	YTD Members Dropped	YTD Net Growth	YTD Net Growth%	Member Count 12 Months Ago	Avg. length of service for dropped members	Months Since Last MMR ***	Yrs. Since Last Officer Report	President Rotation	Vice President Reported ****	Months Since Last Activity Report ***	Account Balance	Donations for current Fiscal Year		
			Number of times on status quo within last two years		If below 15 members appears				If net loss is greater than 20% appears			If no report in 3 months appears in	When more than one year appears in	Number of repeat terms		Notes the officers that do not have an active	If no report at 12 months appears in red			
14201	SOMERSWORTH	11/23/1948	Active		47	0	0	0	0.00%	47		14		7		M,VP,SC	4	\$100.00		
	Exc Award (06/30/2016, 06/30/2021)																			
115324	SUNCOOK VALLEY AREA	10/19/2011	Active(1)		5	0	11	-11	-68.75%	16	12	5		8		S,M,VP,SC	1	90+ Days		
14202	WAKEFIELD	04/09/1954	Active		58	13	2	11	23.40%	48	5	0			N	SC	0	\$530.00		
	Exc Award (06/30/2016, 06/30/2021, 06/30/2022)																			
14204	WHITTIER	12/19/1957	Active		10	0	0	0	0.00%	10		11			N	SC	1	\$1,010.00		
14205	WINDHAM	12/02/1969	Active		28	1	0	1	3.70%	27		2		3	R	SC	0	\$8,040.00		
	Exc Award (06/30/2016, 06/30/2017, 06/30/2022)																			
14206	WOLFEBORO	10/31/1954	Active		62	5	1	4	6.90%	61	25	0		3	R	M,SC	0	\$130.00		
	Exc Award (06/30/2022, 06/30/2023, 06/30/2024)																			
Current Total Clubs Count	YTD New Clubs Count	YTD Cancelled Clubs Count	YTD Net Club Gain	Current Total Members Count	YTD Add	YTD Drop	YTD Net Growth	YTD Net Growth %	Member Count 12 Months Ago	Average Member Count Per Club	% of Clubs with less than 20 members	% No MMR in 3 Months	% No Officer Report in 12 Months	% of Clubs with balance 90+ days	Number of Clubs in Status Quo	% Status Quo Clubs in Financial Suspension	Number of Cancelled Clubs	Average Cancelled Club Age	Members Lost Due to Cancellation	% of Clubs Cancelled for Non-Financial Reasons
39	1	0	1	1,248	127	80	47	3.91%	1,230	32	38%	54%	0%	5%	0	0%	0	0	0	0%

* - P - Priority Club. Cancellation Reasons: 1-Objectives/conduct, 2-Non-active club, 5-Non-existing club, 6-Disbanding, 7-Merger, 8-Financial Suspension, 9-District/Multiple District Dues.

** - Abbreviation: P-President, S-Secretary, T-Treasurer, M-Member Chairperson, VP-First Vice President, MC-Communications Chairperson, SC-Service Chairperson

*** - Abbreviation: N/R - Never reported using the Lions Clubs website, N/A - Not applicable, No password registered for the Lions Clubs website.

**** - Abbreviation: N - New, IP - Immediate Past, R - Repeat.



Club Health Assessment for District N 1 through March 2025

			Status		Membership						Reports					Finance		LCIF		
Club Number	Club Name	Charter Date			Current Member Count	YTD Members Added	YTD Members Dropped	YTD Net Growth	YTD Net Growth%	Member Count 12 Months Ago	Avg. length of service for dropped members	Months Since Last MMR ***	Yrs. Since Last Officer Report	President Rotation	Vice President Reported ****	Months Since Last Activity Report ***	Account Balance	Donations for current Fiscal Year		
			Number of times on status quo within last two years	If below 15 members appears				If net loss is greater than 20% appears		If no report in 3 months appears in	When more than one year appears in	Number of repeat terms		Notes the officers that do not have an active	If no report at 12 months appears in red					
Clubs more than two years old																				
13674	CALAIS	08/28/1940	Active	37	1	0	1	2.78%	37	7		2	N	SC	1					
13679	FORT FAIRFIELD	07/27/1937	Active	22	0	0	0	0.00%	23	11		9		M,VP,SC	1					
13680	FORT KENT	08/29/1938	Active	109	6	14	-8	-6.84%	118	12	1	2	R		1					
Current Total Clubs Count	YTD New Clubs Count	YTD Cancelled Clubs Count	YTD Net Club Gain	Current Total Members Count	YTD Add	YTD Drop	YTD Net Growth	YTD Net Growth %	Member Count 12 Months Ago	Average Member Count Per Club	% of Clubs with less than 20 members	% No MMR in 3 Months	% No Officer Report in 12 Months	% of Clubs with balance 90+ days	Number of Clubs in Status Quo	% Status Quo Clubs in Financial Suspension	Number of Cancelled Clubs	Average Cancelled Club Age	Members Lost Due to Cancellation	% of Clubs Cancelled for Non-Financial Reasons
3	0	0	0	168	7	14	-7	-4.00%	178	56	0%	67%	0%	0%	0	0%	0	0	0	0%

* - P - Priority Club. Cancellation Reasons: 1-Objectives/conduct, 2-Non-active club, 5-Non-existing club, 6-Disbanding, 7-Merger, 8-Financial Suspension, 9-District/Multiple District Dues.

** - Abbreviation: P-President, S-Secretary, T-Treasurer, M-Member Chairperson, VP-First Vice President, MC-Communications Chairperson, SC-Service Chairperson

*** - Abbreviation: N/R - Never reported using the Lions Clubs website, N/A - Not applicable, No password registered for the Lions Clubs website.

**** - Abbreviation: N - New, IP - Immediate Past, R - Repeat.



Club Health Assessment for District 41 through March 2025

			Status	Membership							Reports					Finance		LCIF
Club Number	Club Name	Charter Date		Current Member Count	YTD Members Added	YTD Members Dropped	YTD Net Growth	YTD Net Growth%	Member Count 12 Months Ago	Avg. length of service for dropped members	Months Since Last MMR ***	Yrs. Since Last Officer Report	President Rotation	Vice President Reported ****	Months Since Last Activity Report ***	Account Balance	Donations for current Fiscal Year	
			Number of times on status quo within last two years	If below 15 members appears				If net loss is greater than 20% appears			If no report in 3 months appears in	When more than one year appears in	Number of repeat terms	Notes the officers that do not have an active	If no report at 12 months appears in red			
Clubs less than two years old																		
154990	Lovell	02/07/2024	Active	20	2	5	-3	-13.04%	20	4	2			R	P,M,SC	N/R		
171391	Seacoast	05/03/2024	Active	24	7	8	-1	-4.00%	0	1	0		2		M,VP,SC	0		
Clubs more than two years old																		
78139	ACTON SHAPLEIGH	01/28/2004	Active	11	0	3	-3	-21.43%	14	6	3		12	R	S,T,M,VP,SC	5		
33325	ALBION	02/07/1977	Active	35	5	1	4	12.90%	31	17	1				M,VP,SC	24+		
	Exc Award (06/30/2018)																	
13672	BANGOR	05/11/1923	Active	18	0	8	-8	-30.77%	26	19	0		4		M,VP,SC	24+	\$100.00	
13638	BELFAST	07/11/1929	Active	33	5	9	-4	-10.81%	37	27	0				VP	0	\$1,000.00	
	Exc Award (06/30/2017, 06/30/2023)																	
13640	BOOTHBAY REGION	05/05/1953	Active	21	2	1	1	5.00%	20	31	4		6	R	M,SC	6	\$500.00	
	Exc Award (06/30/2023)																	
13604	BRIDGTON	11/04/1926	Active	34	0	2	-2	-5.56%	37	11	2			N	P,M,SC	21		
	Exc Award (06/30/2018)																	
46022	BROWNFIELD	04/07/1986	Active	10	0	0	0	0.00%	10		17	1	None		P,S,T,M,VP SC	24+		
13643	CAMDEN	06/12/1929	Active	47	3	3	0	0.00%	46	21	3			N	SC	8	\$4,000.00	
	Exc Award (06/30/2018)																	
13605	CAPE ELIZABETH	01/27/1949	Active	35	6	4	2	6.06%	33	8	0		2	N	M,SC	0		
	Exc Award (06/30/2018)																	
13644	CLINTON	04/21/1953	Active	63	8	6	2	3.28%	59	21	0				T,M,VP,SC	24+	\$100.00	
	Exc Award (06/30/2018)																	
13606	CUMBERLAND-NORTH YARMOUTH	05/01/1961	Active	60	6	0	6	11.11%	55		2			N	SC	5	\$1,000.00	
	Exc Award (06/30/2023)																	
13645	DAMARISCOTTA NEWCASTLE	05/25/1954	Active	37	1	2	-1	-2.63%	40	29	0			N	M,SC	1		
13607	DENMARK	05/04/1967	Active	37	2	0	2	5.71%	35		1		2	R	SC	24+		
13609	ELIOT	05/09/1960	Cancelled(6*)	0	1	11	-10	-100.00%	10	16	2		None		P,S,T,M,VP SC	15		
145695	Ellsworth Lioness	06/17/2021	Active	38	1	1	0	0.00%	40	4	5			N	M,SC	23	\$100.00	



Club Health Assessment for District 41 through March 2025

			Status	Membership							Reports					Finance		LCIF
Club Number	Club Name	Charter Date		Current Member Count	YTD Members Added	YTD Members Dropped	YTD Net Growth	YTD Net Growth%	Member Count 12 Months Ago	Avg. length of service for dropped members	Months Since Last MMR ***	Yrs. Since Last Officer Report	President Rotation	Vice President Reported ****	Months Since Last Activity Report ***	Account Balance	Donations for current Fiscal Year	
			Number of times on status quo within last two years	If below 15 members appears				If net loss is greater than 20% appears			If no report in 3 months appears in	When more than one year appears in	Number of repeat terms	Notes the officers that do not have an active	If no report at 12 months appears in red			
13610	FALMOUTH	12/29/1949	Active	43	1	4	-3	-6.52%	46	26	0		3	N	0		\$50.00	
Exc Award (06/30/2019, 06/30/2020, 06/30/2021)																		
13646	FARMINGTON	09/25/1945	Active	25	1	0	1	4.17%	24		0			N	P,M	2		
99714	FREEPORT LIONESS	06/25/2007	Active	42	0	0	0	0.00%	42		10		2	R	SC	1	\$3,100.00	
Exc Award (06/30/2018, 06/30/2020, 06/30/2021)																		
13612	FRYEBURG	10/23/1957	Active	11	0	0	0	0.00%	11		13		19	R	M,VP,SC	8		
13647	GARDINER-AUGUSTA	12/05/1949	Active	23	6	3	3	15.00%	21	55	0		5	N	SC	12	\$10,000.00	
Exc Award (06/30/2017)																		
13613	GORHAM	02/26/1954	Active	14	0	3	-3	-17.65%	17	4	6		3	R	M	20		
Exc Award (06/30/2018, 06/30/2023)																		
44426	GRAY NEW GLOUCESTER	12/17/1984	Active	24	2	0	2	9.09%	22		7			N	SC	24+	\$200.00	
Exc Award (06/30/2018)																		
13614	HARRISON	09/17/1956	Active	31	3	4	-1	-3.13%	31	24	0			R	SC	11	\$853.26	
Exc Award (06/30/2018)																		
13648	HARTLAND-ST ALBANS	12/13/1951	Active	25	1	0	1	4.17%	25		0		None		P,T,M,VP,SC	0		
13615	HOLLIS	03/14/1951	Active	16	3	4	-1	-5.88%	17	20	2		12	R		24+		
108557	JAY LIVERMORE FALLS	06/07/2010	Active	21	0	2	-2	-8.70%	23	7	2			N		1	\$850.00	
Exc Award (06/30/2016, 06/30/2017, 06/30/2021)																		
13617	KITTERY	09/08/1949	Active	35	3	2	1	2.94%	34	17	3			N	SC	0	\$1,140.00	
Exc Award (06/30/2016, 06/30/2018)																		
138834	Lewiston-Auburn	06/26/2019	Active	4	0	0	0	0.00%	4		51	5	None		P,S,T,M,VP SC	N/R		
96423	LIMERICK NEWFIELD	03/06/2006	Cancelled(6*)	0	0	10	-10	-100.00%	10	9	7		None		P,S,T,M,VP SC	24+	90+ Days	
13685	LUBEC	09/23/1953	Active	20	1	2	-1	-4.76%	22	1	3			N	M,VP,SC	24+		
47827	LYMAN-DAYTON L C	11/02/1987	Cancelled(6*)	0	0	3	-3	-100.00%	3	24	5	1	None		P,S,T,M,VP SC	24+	90+ Days	
13651	MANCHESTER	08/11/1953	Active	58	7	3	4	7.41%	56	4	1			N		6	\$250.00	
Exc Award (06/30/2017, 06/30/2018, 06/30/2021)																		
13688	MAPLETON	09/03/1957	Active	25	0	0	0	0.00%	24		1		6	R	M,SC	15		
Exc Award (06/30/2020, 06/30/2023, 06/30/2024)																		



Club Health Assessment for District 41 through March 2025

Club Number	Club Name	Charter Date	Status	Membership							Reports					Finance	LCIF
				Current Member Count	YTD Members Added	YTD Members Dropped	YTD Net Growth	YTD Net Growth%	Member Count 12 Months Ago	Avg. length of service for members	Months Since Last MMR ***	Yrs. Since Last Officer Report	President Rotation	Vice President Reported ****	Months Since Last Activity Report ***	Account Balance	Donations for current Fiscal Year
			Number of times on status quo within last two years	If below 15 members appears				If net loss is greater than 20% appears			If no report in 3 months appears in	When more than one year appears in	Number of repeat terms	Notes the officers that do not have an active	If no report at 12 months red		
13619	MASSABESIC L C	02/21/1972	Active	51	10	2	8	18.60%	43	2	0		3	N	M,SC	0	\$1,000.00
	Exc Award (06/30/2018, 06/30/2024)																
13620	MECHANIC FALLS	09/29/1948	Active	4	0	0	0	0.00%	4		0		13	R	T,VP,SC	N/R	
13621	MEXICO	05/16/1966	Cancelled(8*)	0	0	8	-8	-100.00%	8	27	3	1	None		P,S,T,M,VP SC	24+	90+ Days
13652	MONMOUTH	11/18/1953	Active	25	0	0	0	0.00%	26		4			R	SC	10	
41171	MONROE	04/26/1982	Active	19	5	0	5	35.71%	14		3		22		P,M,VP,SC	24+	
13691	MOUNT DESERT ISLAND	10/03/1934	Active	41	0	2	-2	-4.65%	45	19	3			N	SC	18	
	Exc Award (06/30/2023)																
75928	NAPLES	06/30/2003	Active	14	1	0	1	7.69%	13		6		10		M,VP,SC	24+	
	Exc Award (06/30/2017)																
13653	NEW PORTLAND	01/17/1931	Active	34	2	8	-6	-15.00%	42	11	2				M,VP	14	
	Exc Award (06/30/2017, 06/30/2019)																
13654	NORTH HAVEN	12/14/1953	Active(1)	9	0	0	0	0.00%	9		9	1	None		P,S,T,M,VP SC	24+	90+ Days
	Exc Award (06/30/2021)																
13655	OAKLAND	10/24/1946	Active	50	7	1	6	13.64%	46	43	0			N	M,VP,SC	1	\$1,000.00
	Exc Award (06/30/2018)																
13624	OLD ORCHARD BEACH	12/18/1944	Active(1)	7	0	0	0	0.00%	7		22	1	None		P,S,T,M,VP SC	24+	90+ Days
13627	PORTLAND PEAKS ISLAND	05/01/1950	Active	35	3	0	3	9.38%	32		4			R	SC	7	
	Exc Award (06/30/2017)																
57336	RAYMOND	09/12/1995	Active	10	0	0	0	0.00%	11		11		4	N	M,SC	5	\$500.00
	Exc Award (06/30/2017, 06/30/2018)																
13628	SANFORD	11/17/1941	Active	16	0	0	0	0.00%	16		17	1	None		P,S,T,M,VP SC	24+	
13629	SCARBOROUGH	10/26/1948	Active(1)	29	0	0	0	0.00%	29		13		11	N	VP	13	\$50.00
	Exc Award (06/30/2017)																
13659	SEARSPORT	02/05/1953	Active	8	0	0	0	0.00%	9		9		7	R	S,M,SC	N/R	\$125.00
	Exc Award (06/30/2017)																
57825	SEARSPORT BAY AREA	02/12/1996	Active	11	0	0	0	0.00%	11		11		None		P,T,M,VP,SC	24+	\$225.00
33324	SEBAGO	02/22/1977	Active	29	0	2	-2	-6.45%	30	9	1				M,VP,SC	1	\$3,000.00



Club Health Assessment for District 41 through March 2025

			Status	Membership							Reports					Finance	LCIF
Club Number	Club Name	Charter Date		Current Member Count	YTD Members Added	YTD Members Dropped	YTD Net Growth	YTD Net Growth%	Member Count 12 Months Ago	Avg. length of service for dropped members	Months Since Last MMR ***	Yrs. Since Last Officer Report	President Rotation	Vice President Reported ****	Months Since Last Activity Report ***	Account Balance	Donations for current Fiscal Year
			Number of times on status quo within last two years	If below 15 members appears				If net loss is greater than 20% appears			If no report in 3 months appears in	When more than one year appears in	Number of repeat terms		Notes the officers that do not have appears in an active	If no report at 12 months red	
	Exc Award (06/30/2017, 06/30/2023, 06/30/20																
13660	SKOWHEGAN	02/13/1935	Active	27	1	3	-2	-6.90%	29	15	1		2	R	SC	0	\$2,012.00
	Exc Award (06/30/2017, 06/30/2018, 06/30/20																
13631	SO PORTLAND THORNTON HEIGHTS	06/17/1969	Active	10	0	1	-1	-9.09%	11	40	7		2		VP	16	
	Exc Award (06/30/2018)																
13630	SOUTH PORTLAND	02/28/1928	Active	10	0	4	-4	-28.57%	14	37	0		2	R	VP,SC	N/R	
13661	SOUTH THOMASTON	09/23/1952	Active	22	1	1	0	0.00%	22	59	4		2	R	M,VP,SC	24+	
33674	STANDISH	04/05/1977	Active	17	1	1	0	0.00%	17	37	4			R	P,VP,SC	11	\$1,000.00
	Exc Award (06/30/2018, 06/30/2019, 06/30/20																
13662	STRATTON EUSTIS	06/07/1954	Active	67	4	5	-1	-1.47%	70	19	0		2	R	M,SC	1	\$1,100.00
	Exc Award (06/30/2016, 06/30/2017, 06/30/20																
13693	VAN BUREN	03/16/1961	Active	8	0	0	0	0.00%	8		14		None		P,S,T,M,VP SC	N/R	90+ Days
13664	VINALHAVEN	09/24/1936	Active	52	3	3	0	0.00%	53	29	2		4	R	P,M,VP,SC	N/R	90+ Days
13665	WALDOBORO	12/11/1930	Active	20	1	3	-2	-9.09%	22	4	0				M,VP,SC	2	\$100.00
135342	Waterville	06/23/2018	Active	12	3	3	0	0.00%	13	25	2		2	R	M,SC	3	\$1,254.64
13633	WESTBROOK	01/11/1929	Active	19	0	0	0	0.00%	21		9				T,M,VP,SC	22	
13667	WHITEFIELD	03/29/1953	Active	94	8	7	1	1.08%	90	12	1			N	SC	1	\$1,200.00
	Exc Award (06/30/2017, 06/30/2020)																
13668	WILTON	05/29/1945	Active	42	1	0	1	2.44%	42		3			N	P,SC	24+	
13634	WINDHAM	05/20/1965	Active	18	1	0	1	5.88%	17		5				M,VP,SC	2	\$1,000.00
	Exc Award (06/30/2024)																
13669	WINTERPORT	01/10/1951	Active	13	0	0	0	0.00%	13		9				M,VP,SC	N/R	
13670	WINTHROP	07/17/1947	Active	34	4	0	4	13.33%	30		1		2	N	M,VP,SC	23	
	Exc Award (06/30/2018)																
13635	YARMOUTH	11/29/1948	Active	43	2	2	0	0.00%	44	35	3			N	M,SC	24+	\$5,050.00
	Exc Award (06/30/2018)																



Club Health Assessment for District 41 through March 2025

			Status	Membership							Reports					Finance	LCIF
Club Number	Club Name	Charter Date		Current Member Count	YTD Members Added	YTD Members Dropped	YTD Net Growth	YTD Net Growth%	Member Count 12 Months Ago	Avg. length of service for dropped members	Months Since Last MMR ***	Yrs. Since Last Officer Report	President Rotation	Vice President Reported ****	Months Since Last Activity Report ***	Account Balance	Donations for current Fiscal Year
			Number of times on status quo within last two years	If below 15 members appears				If net loss is greater than 20% appears			If no report in 3 months appears in	When more than one year appears in	Number of repeat terms	Notes the officers that do not have an active	If no report at 12 months appears in red		

Clubs Cancelled Previous Fiscal Year – Clubs Cancelled within last 12 months may be reinstated

Club Number	Club Name	Charter Date	Current Status*	Cancellation Date
47348	LOVELL	05/19/1987	Cancelled(6*)	10/29/2023

Current Total Clubs Count	YTD New Clubs Count	YTD Cancelled Clubs Count	YTD Net Club Gain	Current Total Members Count	YTD Add	YTD Drop	YTD Net Growth	YTD Net Growth %	Member Count 12 Months Ago	Average Member Count Per Club	% of Clubs with less than 20 members	% No MMR in 3 Months	% No Officer Report in 12 Months	% of Clubs with balance 90+ days	Number of Clubs in Status Quo	% Status Quo Clubs in Financial Suspension	Number of Cancelled Clubs	Average Cancelled Club Age	Members Lost Due to Cancellation	% of Clubs Cancelled for Non-Financial Reasons
66	0	4	-4	1,840	135	160	-25	-1.34%	1,856	28	36%	50%	8%	6%	0	0%	4	54	32	75%

* - P - Priority Club. Cancellation Reasons: 1-Objectives/conduct, 2-Non-active club, 5-Non-existing club, 6-Disbanding, 7-Merger, 8-Financial Suspension, 9-District/Multiple District Dues.

** - Abbreviation: P-President, S-Secretary, T-Treasurer, M-Member Chairperson, VP-First Vice President, MC-Communications Chairperson, SC-Service Chairperson

*** - Abbreviation: N/R - Never reported using the Lions Clubs website, N/A - Not applicable, No password registered for the Lions Clubs website.

**** - Abbreviation: N - New, IP - Immediate Past, R - Repeat.



Club Health Assessment for District 42 through March 2025

			Status	Membership							Reports					Finance		LCIF
Club Number	Club Name	Charter Date		Current Member Count	YTD Members Added	YTD Members Dropped	YTD Net Growth	YTD Net Growth%	Member Count 12 Months Ago	Avg. length of service for dropped members	Months Since Last MMR ***	Yrs. Since Last Officer Report	President Rotation	Vice President Reported ****	Months Since Last Activity Report ***	Account Balance	Donations for current Fiscal Year	
			Number of times on status quo within last two years	If below 15 members appears				If net loss is greater than 20% appears			If no report in 3 months appears in	When more than one year appears in	Number of repeat terms	Notes the officers that do not have an active	If no report at 12 months appears in red			
Clubs more than two years old																		
146306	Barrington	05/21/2021	Active	25	2	1	1	4.17%	30	2	5			N	3			
55485	BLOCK ISLAND	03/30/1994	Active(2)	30	0	0	0	0.00%	30		10		2	T,M,VP,SC	24+			
13874	BRISTOL COUNTY	03/30/1948	Active(1)	30	0	0	0	0.00%	30		4		2	M,VP,SC	8		\$250.00	
13875	BURRILLVILLE	03/26/1947	Active	25	0	1	-1	-3.85%	25	1	3		2	N SC	6			
111409	CENTRAL FALLS	06/21/2011	Active(2)	4	0	0	0	0.00%	4		7		None	N P,M,SC	4	90+ Days		
130686	Chariho Centennial	04/11/2017	Active	24	1	0	1	4.35%	22		4			N M,SC	3			
Exc Award (06/30/2023)																		
13878	COVENTRY-WEST GREENWICH L C	07/15/1948	Active	15	1	4	-3	-16.67%	20	23	1		2	M,VP,SC	2		\$740.00	
13880	CUMBERLAND	10/11/1951	Active	40	1	1	0	0.00%	41	22	3			VP,SC	0		\$500.00	
Exc Award (06/30/2024)																		
13881	EAST GREENWICH	10/15/1934	Active	9	0	1	-1	-10.00%	9	1	1		3	M,VP,SC	23	90+ Days		
13882	EAST PROVIDENCE	02/01/1961	Active	34	0	0	0	0.00%	34		2		3	M,VP,SC	24+			
13884	GLOCESTER	11/05/1951	Active	54	0	0	0	0.00%	54		0		2	R SC	0		\$100.00	
59270	GREATER WARWICK	03/26/1997	Active	27	4	3	1	3.85%	24	4	0			M,VP,SC	3		\$25.00	
13885	JAMESTOWN	01/30/1953	Active	2	0	0	0	0.00%	2		11		18	M,VP,SC	3		\$50.00	
13886	JOHNSTON	07/24/1951	Active	18	0	0	0	0.00%	18		15		16	R S,M,VP,SC	24+		\$100.00	
13889	NARRAGANSETT	06/10/1969	Active(1)	271	25	14	11	4.23%	228	11	0		2	N SC	2		\$430.00	
13890	NEWPORT	03/15/1923	Active	21	0	0	0	0.00%	21		21		6	R SC	24+		\$50.00	
13891	NORTH PROVIDENCE	08/10/1936	Active	14	0	4	-4	-22.22%	18	21	8			M,VP,SC	17	90+ Days		
13892	PAWTUCKET	01/30/1924	Active	25	2	2	0	0.00%	25	41	1		2	R VP,SC	0		\$830.00	
13895	PROVIDENCE	12/08/1960	Active	21	4	0	4	23.53%	17		4		3	M,VP,SC	4			
13901	RUMFORD	02/12/1953	Active	24	2	2	0	0.00%	24	30	3			N	0		\$1,100.00	
13902	SCITUATE	10/19/1951	Active(1)	108	8	6	2	1.89%	108	16	0			N	3		\$5,100.00	
Exc Award (06/30/2017, 06/30/2018)																		
13903	SMITHFIELD	09/01/1951	Active	38	0	0	0	0.00%	38		1			N SC	24+			



Club Health Assessment for District 42 through March 2025

			Status		Membership							Reports					Finance		LCIF	
Club Number	Club Name	Charter Date			Current Member Count	YTD Members Added	YTD Members Dropped	YTD Net Growth	YTD Net Growth%	Member Count 12 Months Ago	Avg. length of service for dropped members	Months Since Last MMR ***	Yrs. Since Last Officer Report	President Rotation	Vice President Reported ****	Months Since Last Activity Report ***	Account Balance	Donations for current Fiscal Year		
			Number of times on status quo within last two years		If below 15 members appears				If net loss is greater than 20% appears			If no report in 3 months appears in	When more than one year appears in	Number of repeat terms	Notes the officers that do not have an active	If no report at 12 months appears in red				
13905	TIVERTON	09/28/1942	Active		44	4	2	2	4.76%	44	4	5			R	SC	2		\$1,070.00	
	Exc Award (06/30/2023)																			
13907	WESTERLY	01/26/1926	Active		102	8	5	3	3.03%	97	8	0				M,VP,SC	22		\$3,100.00	
13910	WOONSOCKET	02/18/1926	Active		10	0	0	0	0.00%	10		9		3	R	M,SC	2	90+ Days		
Current Total Clubs Count	YTD New Clubs Count	YTD Cancelled Clubs Count	YTD Net Club Gain	Current Total Members Count	YTD Add	YTD Drop	YTD Net Growth	YTD Net Growth %	Member Count 12 Months Ago	Average Member Count Per Club	% of Clubs with less than 20 members	% No MMR in 3 Months	% No Officer Report in 12 Months	% of Clubs with balance 90+ days	Number of Clubs in Status Quo	% Status Quo Clubs in Financial Suspension	Number of Cancelled Clubs	Average Cancelled Club Age	Members Lost Due to Cancellation	% of Clubs Cancelled for Non-Financial Reasons
25	0	0	0	1,015	62	46	16	1.60%	973	41	28%	60%	0%	16%	0	0%	0	0	0	0%

* - P - Priority Club. Cancellation Reasons: 1-Objectives/conduct, 2-Non-active club, 5-Non-existing club, 6-Disbanding, 7-Merger, 8-Financial Suspension, 9-District/Multiple District Dues.

** - Abbreviation: P-President, S-Secretary, T-Treasurer, M-Member Chairperson, VP-First Vice President, MC-Communications Chairperson, SC-Service Chairperson

*** - Abbreviation: N/R - Never reported using the Lions Clubs website, N/A - Not applicable, No password registered for the Lions Clubs website.

**** - Abbreviation: N - New, IP - Immediate Past, R - Repeat.



Club Health Assessment for District 45 through March 2025

			Status	Membership							Reports					Finance		LCIF
Club Number	Club Name	Charter Date		Current Member Count	YTD Members Added	YTD Members Dropped	YTD Net Growth	YTD Net Growth%	Member Count 12 Months Ago	Avg. length of service for dropped members	Months Since Last MMR ***	Yrs. Since Last Officer Report	President Rotation	Vice President Reported ****	Months Since Last Activity Report ***	Account Balance	Donations for current Fiscal Year	
			Number of times on status quo within last two years	If below 15 members appears					If net loss is greater than 20% appears			If no report in 3 months appears in	When more than one year appears in	Number of repeat terms	Notes the officers that do not have appears in an active	If no report at 12 months red		
Clubs less than two years old																		
154593	Champlain Valley	06/26/2023	Active	38	2	0	2	5.56%	34		0		3	M,VP,SC	0		\$210.00	
Clubs more than two years old																		
14207	ARLINGTON	01/10/1952	Active	24	1	5	-4	-14.29%	28	10	1			VP,SC	0		\$30.00	
Exc Award (06/30/2023)																		
14208	BARRE	10/07/1938	Active	50	0	0	0	0.00%	61		2		N	M,VP,SC	9		\$210.00	
33678	BRANDON FOREST DALE	04/08/1977	Active	24	0	2	-2	-7.69%	27	2	4		2	M,VP,SC	1		\$20.00	
121656	Brattleboro Area	03/25/2014	Active	2	0	0	0	0.00%	4		9		2	M,VP,SC	2		\$520.00	
14212	CASTLETON	11/07/1947	Active	70	1	5	-4	-5.41%	75	22	0			M,VP,SC	0		\$620.00	
14213	COLCHESTER	04/25/1963	Active	34	8	2	6	21.43%	27	2	0		N	M,SC	0		\$645.00	
Exc Award (06/30/2023)																		
14237	DEERFIELD VALLEY	03/16/1954	Active(1)	42	6	2	4	10.53%	38	2	0		N	M	5		\$2,500.00	
14215	ENOSBURG FALLS	03/13/1952	Active	48	2	5	-3	-5.88%	51	22	0		N	SC	1		\$2,300.00	
14216	ESSEX JUNCTION	12/18/1947	Active	45	2	2	0	0.00%	43	18	1		N	SC	0	90+ Days	\$370.00	
40752	GEORGIA	01/25/1982	Active	11	0	0	0	0.00%	16		8		10	M,VP,SC	15			
8273	GRANVILLE	01/13/1960	Active	45	16	3	13	40.63%	30	2	0		N	SC	2		\$2,060.00	
37804	JERICHO-UNDERHILL	12/31/1979	Active	22	1	1	0	0.00%	21	1	0		N	SC	3	90+ Days	\$1,040.00	
127447	Londonderry Area Tri Mountain	05/23/2016	Active	12	1	6	-5	-29.41%	17	4	1		4	S,T,M,VP,SC	12		\$1,630.00	
14219	MANCHESTER	12/12/1951	Active	26	5	0	5	23.81%	19		5		R	SC	5		\$1,250.00	
14220	MIDDLEBURY	08/25/1952	Active	56	7	14	-7	-11.11%	63	19	0		2	R	M,SC	2		\$220.00
14222	NORSHAFT	02/17/1953	Active	49	9	13	-4	-7.55%	55	6	0		N	M,SC	2			
Exc Award (06/30/2017)																		
14223	NORWICH	05/19/1954	Active	21	1	2	-1	-4.55%	22	20	3		N	SC	3		\$1,510.00	
14224	ORLEANS	08/09/1954	Active	35	0	0	0	0.00%	35		12		2	M,VP,SC	11			
14227	READSBORO	01/24/1957	Active(2)	27	0	0	0	0.00%	27		7	3	None	P,S,T,M,VP SC	24+	90+ Days		
14228	RICHFORD	10/15/1958	Active(1)	20	2	2	0	0.00%	24	31	0		2	R	P,VP,SC	5		



Club Health Assessment for District 45 through March 2025

			Status	Membership							Reports					Finance		LCIF
Club Number	Club Name	Charter Date		Current Member Count	YTD Members Added	YTD Members Dropped	YTD Net Growth	YTD Net Growth%	Member Count 12 Months Ago	Avg. length of service for dropped members	Months Since Last MMR ***	Yrs. Since Last Officer Report	President Rotation	Vice President Reported ****	Months Since Last Activity Report ***	Account Balance	Donations for current Fiscal Year	
			Number of times on status quo within last two years	If below 15 members appears				If net loss is greater than 20% appears			If no report in 3 months appears in	When more than one year appears in	Number of repeat terms	Notes the officers that do not have appears in an active	If no report at 12 months red			
14231	Royalton and Area Exc Award (06/30/2021)	01/04/1957	Active	20	0	3	-3	-13.04%	23	12	8		2	R	0		\$1,430.00	
14232	SPRINGFIELD	11/08/1937	Active	28	1	2	-1	-3.45%	28	5	4			R SC	4		\$245.00	
46295	STRAFFORD & AREA L C Exc Award (06/30/2022)	06/09/1986	Active	58	1	2	-1	-1.69%	59	3	3			N P,SC	0		\$60.00	
54625	SWANTON MISSISQUOI VALLEY	06/21/1993	Active(1)	14	0	0	0	0.00%	14		5	1	None	P,S,T,M,VP SC	16		\$20.00	
46958	TROY & AREA	02/18/1987	Active	34	0	0	0	0.00%	34		9			M,VP,SC	1		\$20.00	
14234	VALLEY L C	05/22/1969	Active(1)	9	1	9	-8	-47.06%	17	19	3	2	None	P,S,T,M,VP SC	24+	90+ Days		
14235	VERGENNES Exc Award (06/30/2023)	09/15/1954	Active	66	2	1	1	1.54%	64	4	0		2	N SC	0		\$825.00	
42410	WILLISTON AREA	03/16/1983	Active	4	0	0	0	0.00%	5		11	1	None	P,S,T,M,VP SC	24+	90+ Days		
14239	WINDSOR	09/24/1951	Active	12	0	0	0	0.00%	13		10			N VP,SC	0		\$500.00	

Clubs Cancelled Previous Fiscal Year – Clubs Cancelled within last 12 months may be reinstated

Club Number	Club Name	Charter Date	Current Status*	Cancellation Date
14214	DERBY	08/17/1954	Cancelled(8*)	06/29/2024
14225	PITTSFORD	01/25/1968	Cancelled(6*)	08/29/2023
14229	ROUTE 100 L C	05/18/1966	Cancelled(8*)	12/29/2023

Current Total Clubs Count	YTD New Clubs Count	YTD Cancelled Clubs Count	YTD Net Club Gain	Current Total Members Count	YTD Add	YTD Drop	YTD Net Growth	YTD Net Growth %	Member Count 12 Months Ago	Average Member Count Per Club	% of Clubs with less than 20 members	% No MMR in 3 Months	% No Officer Report in 12 Months	% of Clubs with balance 90+ days	Number of Clubs in Status Quo	% Status Quo Clubs in Financial Suspension	Number of Cancelled Clubs	Average Cancelled Club Age	Members Lost Due to Cancellation	% of Clubs Cancelled for Non-Financial Reasons
30	0	0	0	946	69	81	-12	-1.25%	974	32	23%	50%	13%	17%	0	0%	0	0	0	0%

* - P - Priority Club. Cancellation Reasons: 1-Objectives/conduct, 2-Non-active club, 5-Non-existing club, 6-Disbanding, 7-Merger, 8-Financial Suspension, 9-District/Multiple District Dues.

** - Abbreviation: P-President, S-Secretary, T-Treasurer, M-Member Chairperson, VP-First Vice President, MC-Communications Chairperson, SC-Service Chairperson

*** - Abbreviation: N/R - Never reported using the Lions Clubs website, N/A - Not applicable, No password registered for the Lions Clubs website.

**** - Abbreviation: N - New, IP - Immediate Past, R - Repeat.